



Opto Plus LED Corp.
0.40" SMD Type LED Display
OPS-T4010LB-GW
OPS-T4011LB-GW

● **FEATURES**

- 0.4 inch (10.16 mm) Digit Height.
- SMD type.
- Low current operation.
- Gray face, White segment.
- RoHS compliant, Pb Free.

● **DESCRIPTION**

The OPS-T4010LB-GW & OPS-T4011LB-GW are 0.40 inch (10.16mm) height
Thriple 7-segment displays.

This device utilizes Super Bright Blue LED chip which are made from InGaN
On a transparent GaN, substrate.

The display has Gray face, White segment.

● **DEVICE**

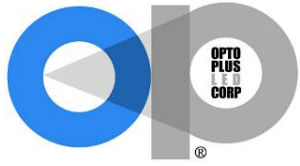
PART NO	DESCRIPTION
OPS-T4010LB-GW	Common Anode
OPS-T4011LB-GW	Common Cathode

RoHS Compliance



Pb free.





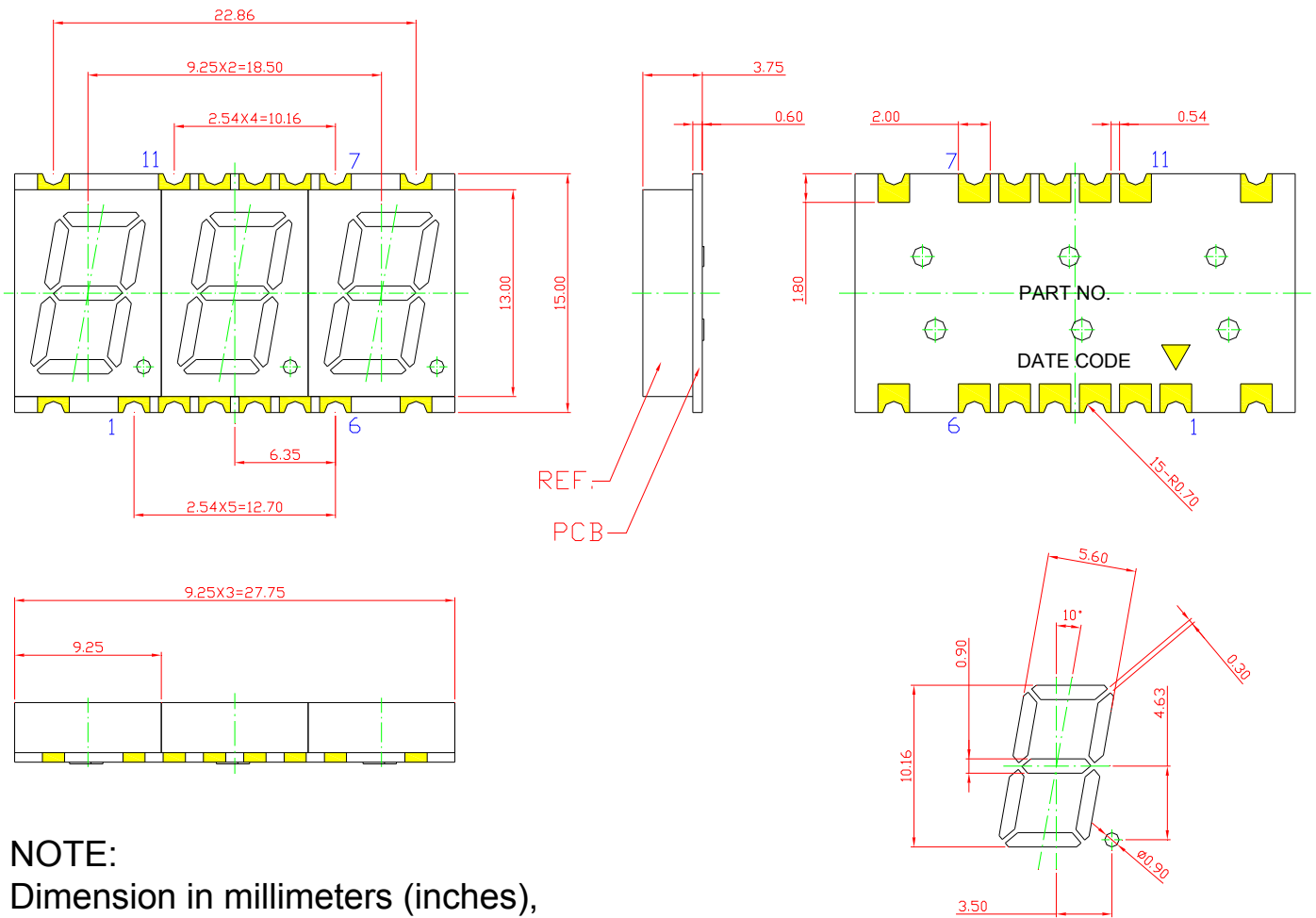
Opto Plus LED Corp.

0.40" SMD Type LED Display


OPS-T4010LB-GW

OPS-T4011LB-GW

● MECHANICAL DIMENSIONS



NOTE:
 Dimension in millimeters (inches),
 And tolerance are $\pm 0.25\text{mm}$ (.01") specified.



Opto Plus LED Corp.

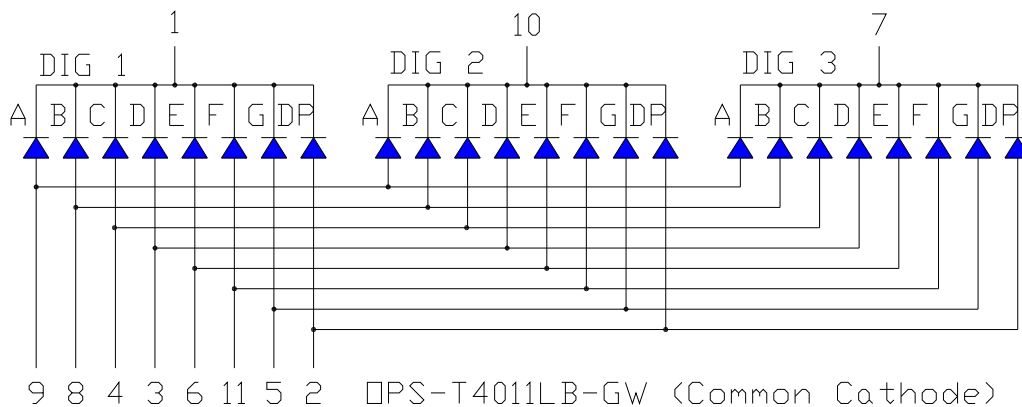
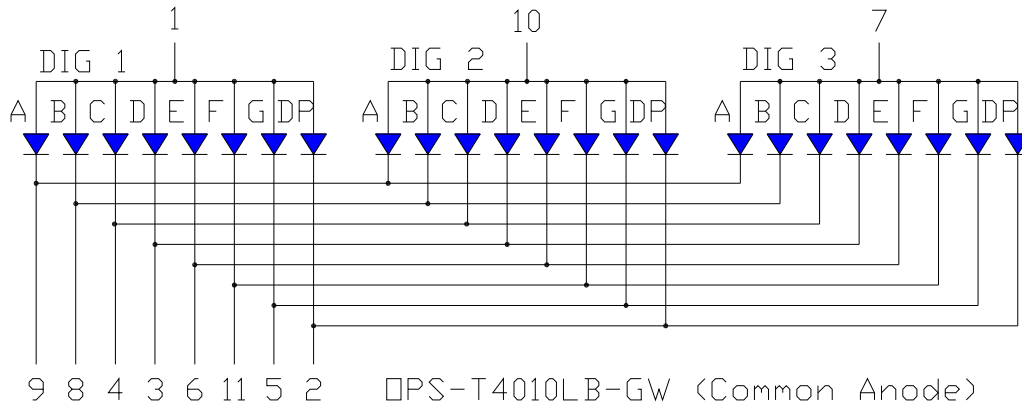
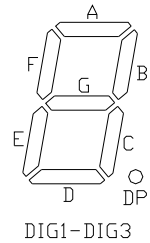
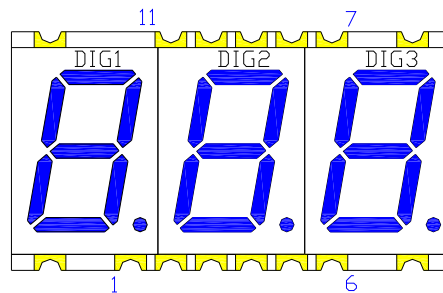
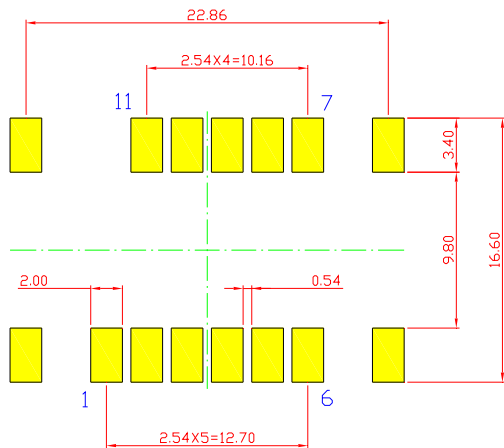
0.40" SMD Type LED Display

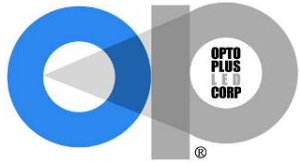
OPS-T4010LB-GW

OPS-T4011LB-GW

● TYPICAL INTERNAL EQUIVALENT CIRCUIT

Recommended
Soldering Pattern





Opto Plus LED Corp.
0.40'' SMD Type LED Display
OPS-T4010LB-GW
OPS-T4011LB-GW


● **LB: SUPER BRIGHT BLUE (InGaN/GaN)**

ABSOLUTE MAXIMUM RATING AT Ta=25°C

Parameter	Symbol	Maximum Rating	Unit
Power dissipation	P_{AD}	120	mW
Derating liner from 25°C	-	0.3	mA / °C
Continuous forward current	I_{AF}	30	mA
Peak current (duty cycle 1/10, 1kHz)	I_{PF}	100	mA
Reverse voltage	V_R	5	V
Operating temperature	T_{OPR}	-40 to +105	°C
Storage temperature	T_{STG}	-40 to +105	°C

ELECTRICAL - OPTICAL CHARACTERISTICS AT Ta=25°C

Characteristic	Symbol	Condition	Min.	Type.	Max.	Unit
Forward Voltage, (Per Dice)	V_F	$I_F = 20\text{mA}$	-	3.2	4.0	V
Reverse Current, (Per Dice)	I_R	$V_R = 8\text{V}$	-	-	10	μA
Dominant Wavelength	λ_D	$I_F = 20\text{mA}$	-	470	-	nm
Luminous Intensity	I_V	$I_F = 20\text{mA}$	-	20	-	mcd
Spectral radiation bandwidth	$\Delta\lambda$	$I_F = 20\text{mA}$	-	30	-	nm



Opto Plus LED Corp.

0.40" SMD Type LED Display

OPS-T4010LB-GW

OPS-T4011LB-GW

● LB: SUPER BRIGHT BLUE (InGaN/GaN) CURVE

Typical Electro-optical Characteristic Curves
(25 °C Free Air Temperature Unless Otherwise Specified)

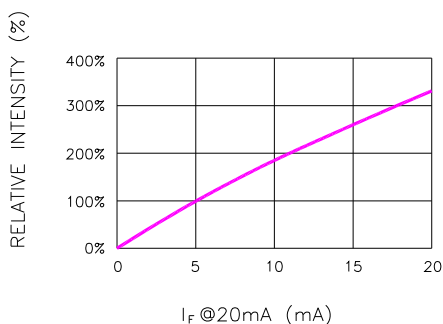


Fig.1 RELATIVE INTENSITY VS. FORWARD CURRENT

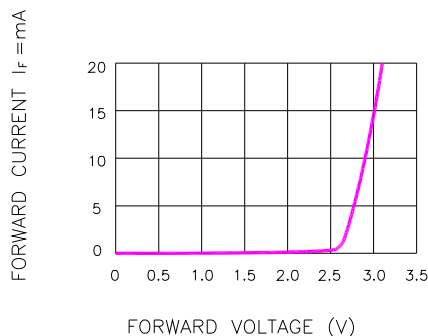


Fig.2 FORWARD CURRENT VS. FORWARD VOLTAGE

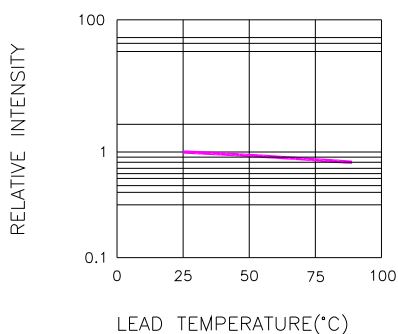


Fig.3 RELATIVE INTENSITY VS. LEAD TEMPERATURE
(PULSED 20 mA; 300us PULSE, 10ms PERIOD)

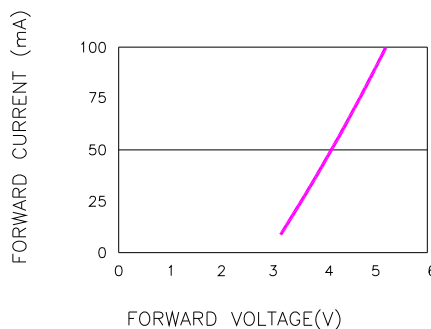


Fig.4 PEAK FORWARD VOLTAGE VS. FORWARD (100us TEST PULSE, 1% DUTY CYCLE)

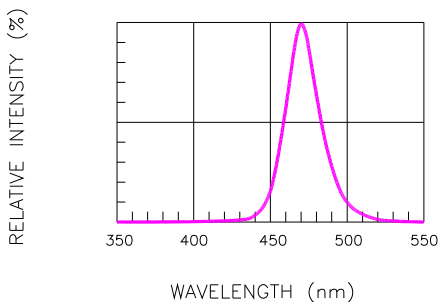


Fig.5 RELATIVE INTENSITY VS. WAVELENGTH

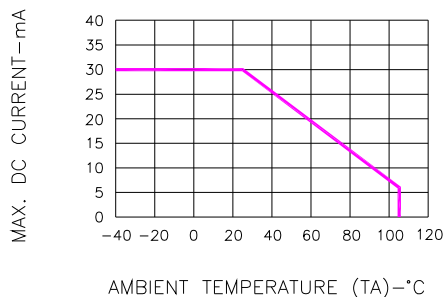
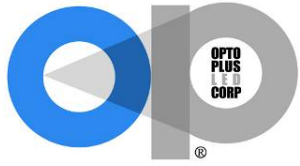


Fig.6 MAX. ALLOWABLE DC CURRENT VS. AMBIENT TEMPERATURE

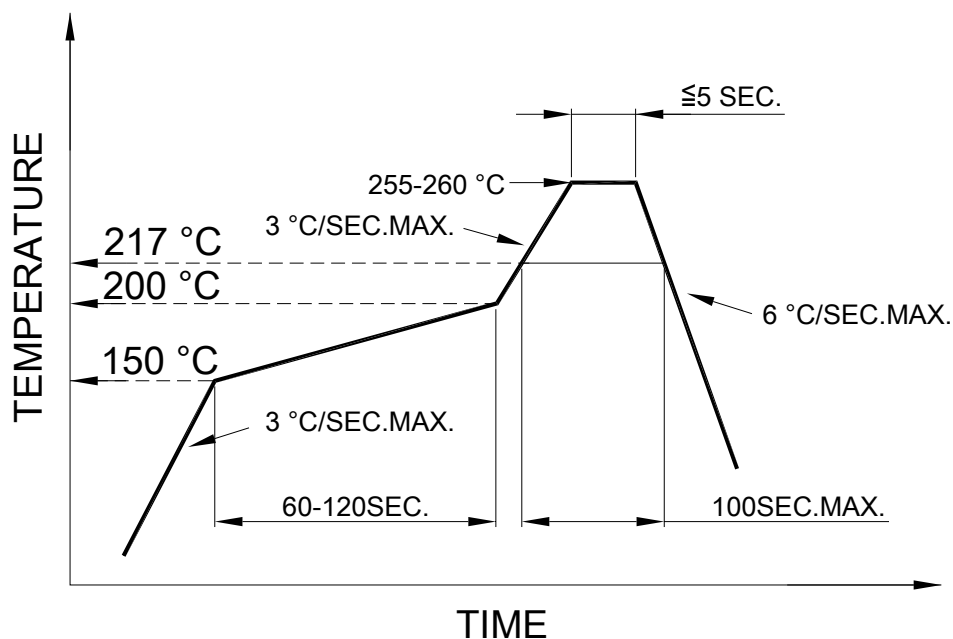


Opto Plus LED Corp.
0.40" SMD Type LED Display
OPS-T4010LB-GW
OPS-T4011LB-GW

● **RECOMMEND SOLDERING PROFILE**

SMT Soldering Profile

Pb free reflow soldering Profile



● **SOLDERING IRON**

Basic specification : ≤ 4 seconds when 260°C, If temperature is higher, time should be shorter (+10°C→1 sec). Power dissipation of iron should be smaller than 15W, and temperature should be controllable. Surface temperature of the device should be under 230°C.

● **REWORK**

Customer must finish rework within ≤ 3 sec under 350°C.