



Opto Plus LED Corp.
0.3” SMD Type LED Display
OPS-T3010LY-GW
OPS-T3011LY-GW

● **EDIT HISTORY**

Version A: Jun. 19, 2014

Preliminary spec.

Version B: Oct. 01, 2015

Modify mechanical dimensions.

Manufacture	Examination	Approving



Opto Plus LED Corp.
0.3” SMD Type LED Display
OPS-T3010LY-GW
OPS-T3011LY-GW

● **FEATURES**

- 0.3 inch (7.62 mm) Digit Height.
- SMD type.
- Low current operation.
- Gray face, White segment.
- RoHS compliant, Pb Free.

● **DESCRIPTION**

The OPS-T3010LY-GW & OPS-T3011LY-GW are 0.3 inch (7.62mm) height Triple digits 7-segment display.

This device utilizes Super Bright Yellow LED chip which are made from AlGaInP On a transparent GaAs, substrate.

The display has Gray face, White segment.

● **DEVICE**

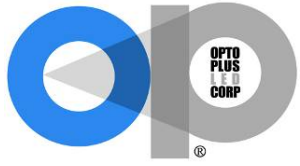
PART NO	DESCRIPTION
OPS-T3010LY-GW	Common Anode
OPS-T3011LY-GW	Common Cathode

RoHS Compliance



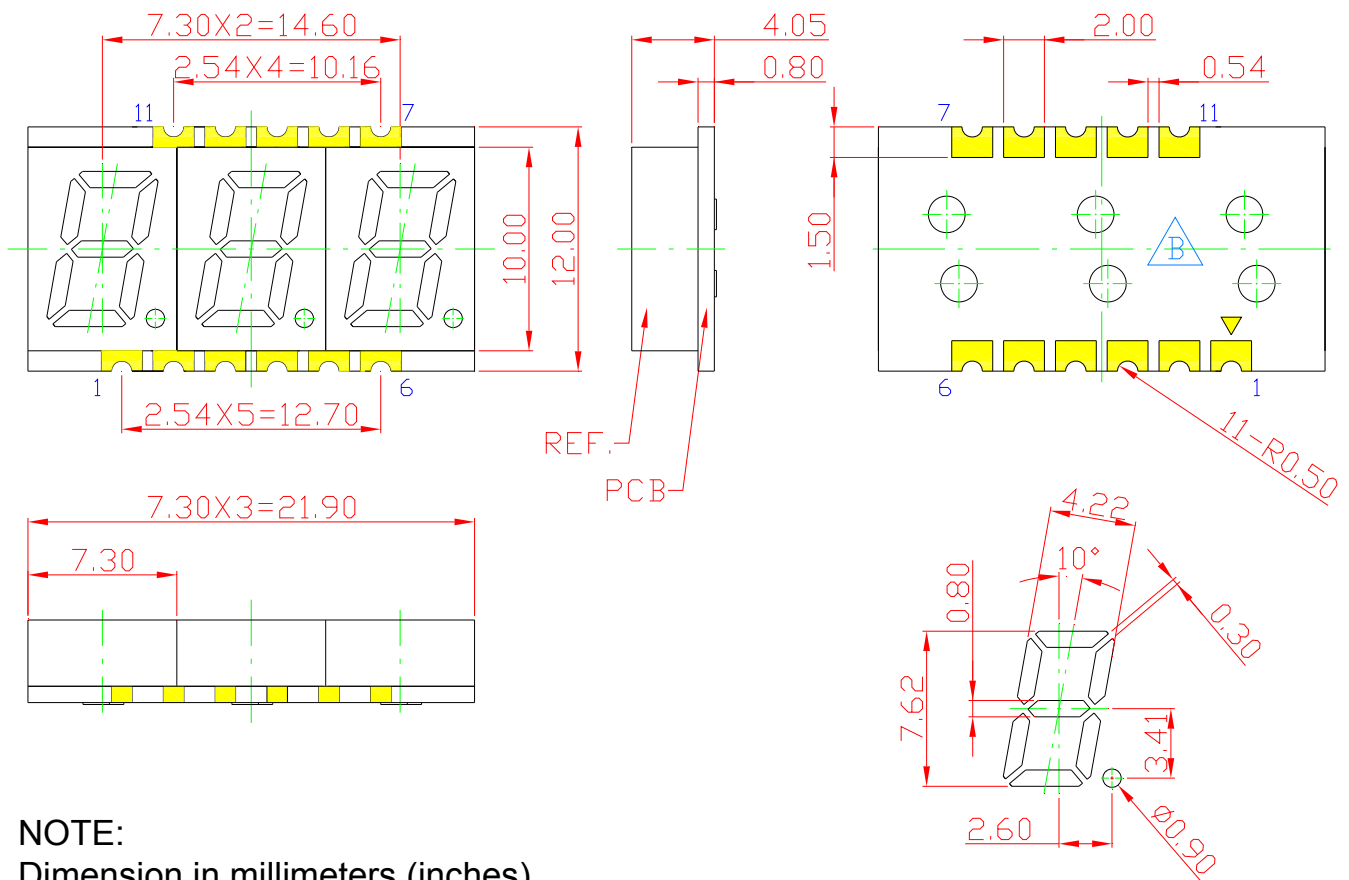
Pb free.





Opto Plus LED Corp.
0.3" SMD Type LED Display
OPS-T3010LY-GW
OPS-T3011LY-GW

● **MECHANICAL DIMENSIONS**



NOTE:
 Dimension in millimeters (inches),
 And tolerances are $\pm 0.25\text{mm}$ (.01") specified.



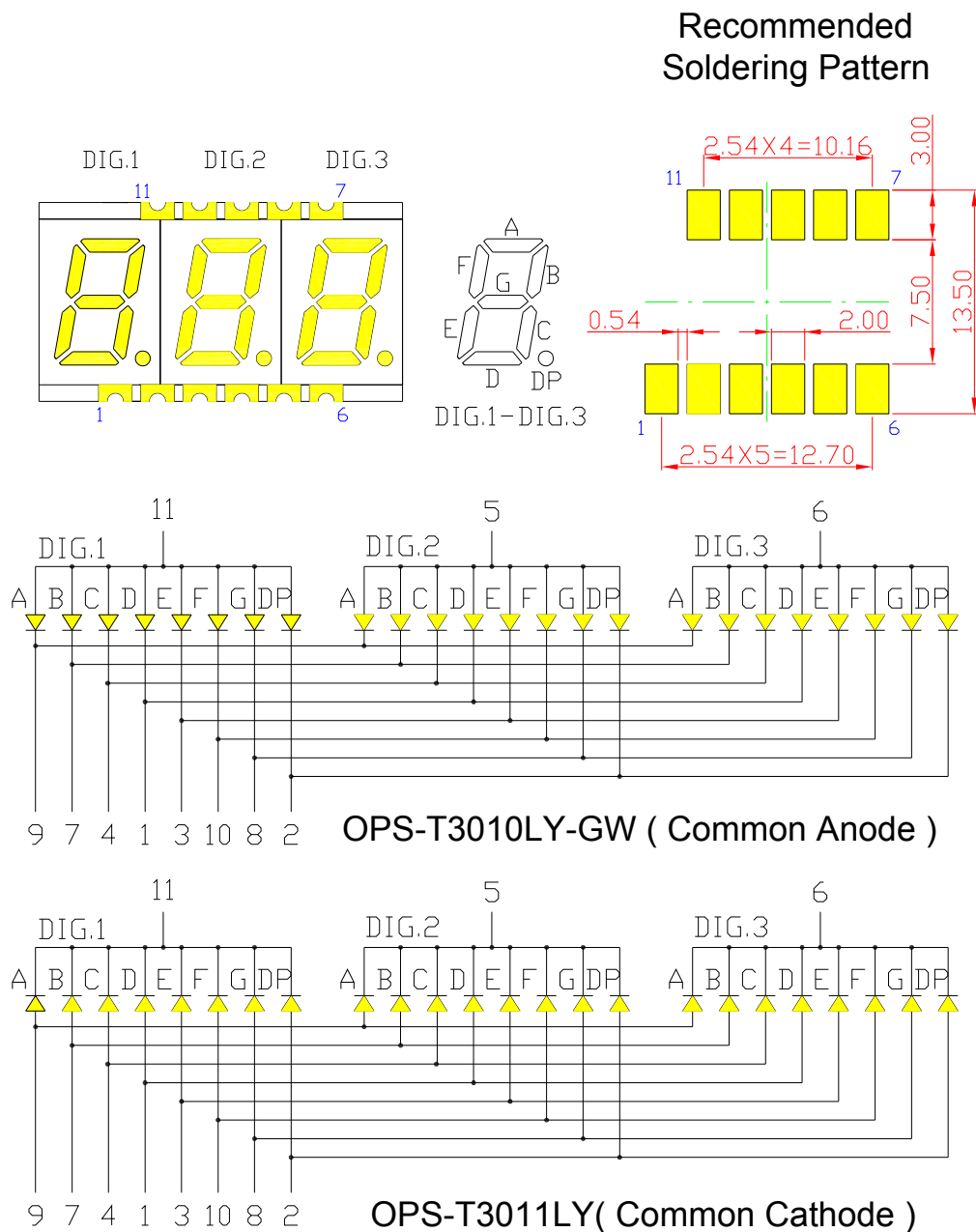
Opto Plus LED Corp.

0.3" SMD Type LED Display

OPS-T3010LY-GW

OPS-T3011LY-GW

● TYPICAL INTERNAL EQUIVALENT CIRCUIT





Opto Plus LED Corp.
0.3” SMD Type LED Display
OPS-T3010LY-GW
OPS-T3011LY-GW

● **LY: SUPER BRIGHT YELLOW (AlGaInP/GaAs)**

ABSOLUTE MAXIMUM RATING AT Ta=25°C

Parameter	Symbol	Maximum Rating	Unit
Power dissipation	P _{AD}	70	mW
Derating liner from 25°C	-	0.28	mA / °C
Continuous forward current	I _{AF}	25	mA
Peak current (duty cycle 1/10, 1kHz)	I _{PF}	90	mA
Reverse voltage	V _R	5	V
Operating temperature	T _{OPR}	-40 to +105	°C
Storage temperature	T _{STG}	-40 to +105	°C

ELECTRICAL - OPTICAL CHARACTERISTICS AT Ta=25°C

Characteristic	Symbol	Condition	Min.	Type.	Max.	Unit
Forward Voltage, (Per Dice)	V _F	I _F =20mA	-	2.0	2.6	V
Reverse Current, (Per Dice)	I _R	V _R =5V	-	-	10	μA
Peak Wavelength	λ _P	I _F =20mA	-	593	-	nm
Dominant Wavelength	λ _D	I _F =20mA	585	-	595	nm
Luminous Intensity	I _V	I _F =20mA	4	-	30	mcd
Spectral radiation bandwidth	Δλ	I _F =20mA	-	20	-	nm



Opto Plus LED Corp.
0.3” SMD Type LED Display
OPS-T3010LY-GW
OPS-T3011LY-GW

● LY: BIN GRADE (Unit : mcd) 20mA

Super Bright Yellow	G	H	I
	4.0 – 10.0	10.1 – 20.0	20.1 - 30.0

● LY: HUE GRADE (λ_D : nm)

1	2	3
585.0 – 589.0	589.1 – 592.0	592.1 – 595.0

● AVAILABLE BIN / HUE TABLE

G1	G2	G3
H1	H2	H3
I1	I2	I3



Opto Plus LED Corp.

0.3" SMD Type LED Display

OPS-T3010LY-GW

OPS-T3011LY-GW

● LY: SUPER BRIGHT YELLOW (AlGaInP/GaAs) CURVE

Typical Electro-optical Characteristic Curves (25 °C Free Air Temperature Unless Otherwise Specified)

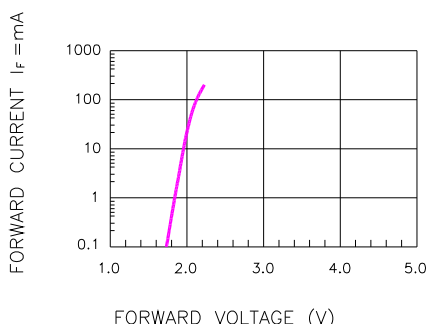


Fig.1 FORWARD CURRENT VS. FORWARD VOLTAGE

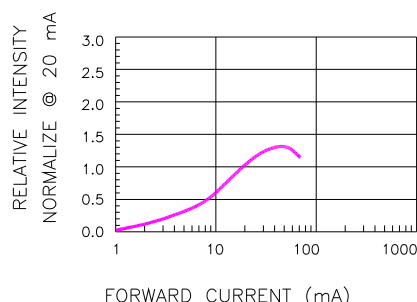


Fig.2 RELATIVE INTENSITY VS. FORWARD CURRENT

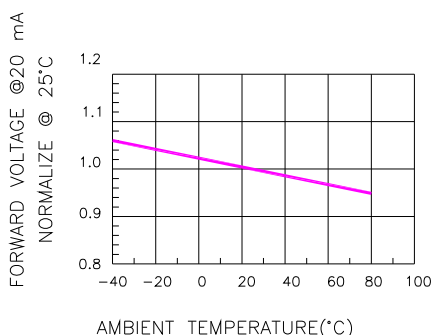


Fig.3 FORWARD VOLTAGE VS. TEMPERATURE

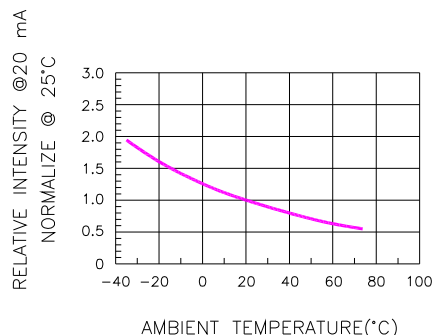


Fig.4 RELATIVE INTENSITY VS. TEMPERATURE

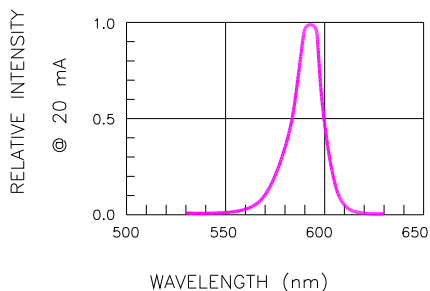


Fig.5 RELATIVE INTENSITY VS. WAVELENGTH

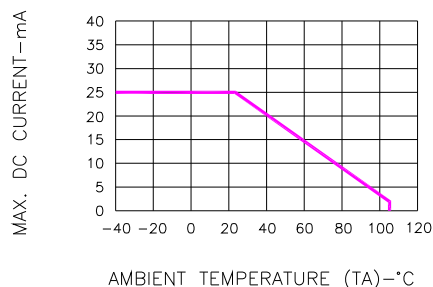


Fig.6 MAX. ALLOWABLE DC CURRENT VS. AMBIENT TEMPERATURE

Version: B Date: 10/01/2015

Opto Plus LED Corp. 7F-3, No.496, Bannan Road, Zhonghe Dist., New Taipei City 235, Taiwan (R.O.C)

Website: www.opled.com.tw E-mail: sales@opled.com.tw Tel: 886-2-2222-5698 Fax: 886-2-2222-2566

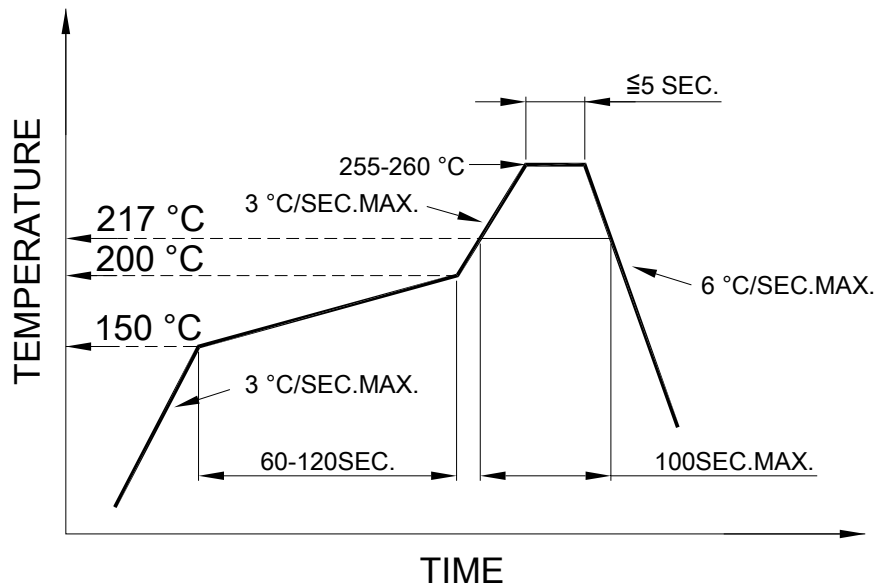


Opto Plus LED Corp.
0.3" SMD Type LED Display
OPS-T3010LY-GW
OPS-T3011LY-GW

● **SMT REFLOW SOLDERING INSTRUCTIONS**

SMT Soldering Profile

Pb free reflow soldering Profile



- We recommend the reflow temperature 245°C (+/- 5°C).
The maximum soldering temperature should be limited to 260°C.
- Number of reflow process shall be 2 times or less.

● **SOLDERING IRON**

Basic spec is ≤ 4 sec when 260°C. If temperature is higher, time should be shorter (+10°C → 1 sec). Power dissipation of Iron should be smaller than 15W, and temperature should be controllable. Surface temperature of the device should be under 230°C.

● **REWORK**

- Customer must finish rework within 3 sec. under 350°C.
- The head of soldering iron cannot touch copper foil.