



Opto Plus LED Corp.
0.39" SMD Type LED Display
OPS-S3910W-GW
OPS-S3911W-GW

● **EDIT HISTORY**

Version A: Jan. 08, 2013

Preliminary Spec.

Version B: Mar. 27, 2013

1. Add bin & hue data.
2. Add package spec.

Version C: Jun. 24, 2015

1. Modify bin & hue data.
2. Modify mechanical dimensions.

Manufacture	Examination	Approving



Opto Plus LED Corp.
0.39" SMD Type LED Display
OPS-S3910W-GW
OPS-S3911W-GW

● **FEATURES**

- 0.39 inch (10.0 mm) Digit Height.
- SMD type.
- Low current operation.
- Gray face, White segment.
- RoHS compliant, Pb Free.

● **DESCRIPTION**

The OPS-S3910W-GW & OPS-S3911W-GW are 0.39 inch (10.0mm) height Single digit 7-segment displays.

This device utilizes Super Bright White SMD LED chip which are made from InGaN on a transparent GaN substrate.

The display has Gray face, White segment.

● **DEVICE**

PART NO	DESCRIPTION
OPS-S3910W-GW	Common Anode
OPS-S3911W-GW	Common Cathode

RoHS Compliance



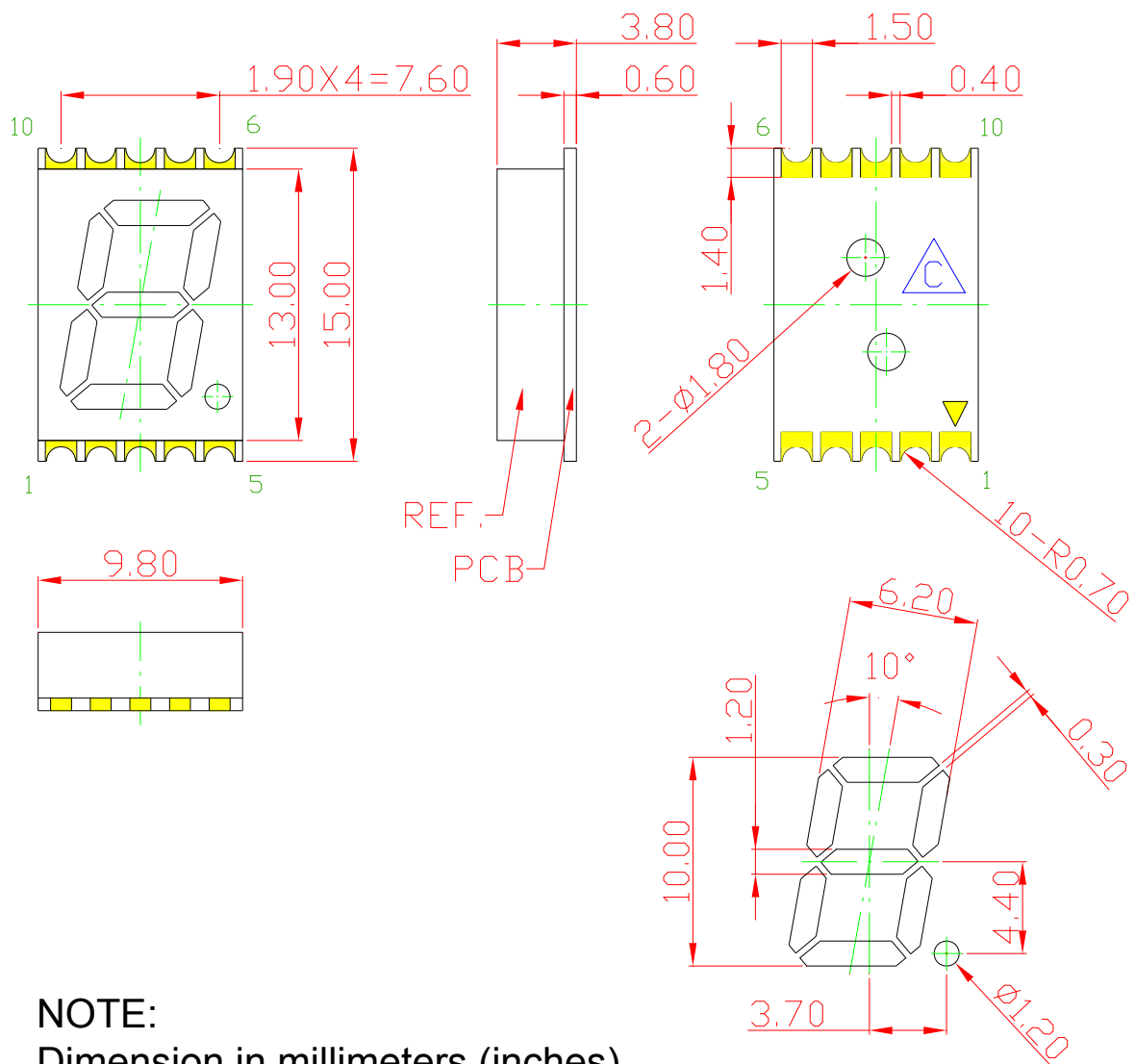
Pb free.





Opto Plus LED Corp.
0.39" SMD Type LED Display
OPS-S3910W-GW
OPS-S3911W-GW

● **MECHANICAL DIMENSIONS**



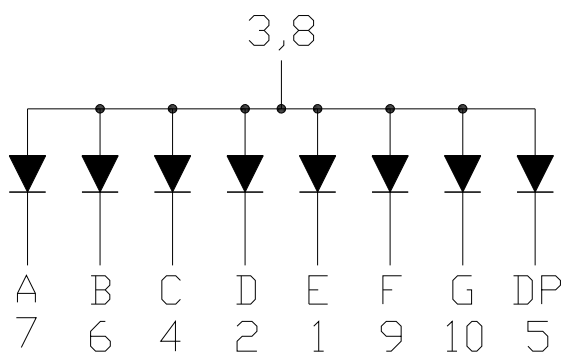
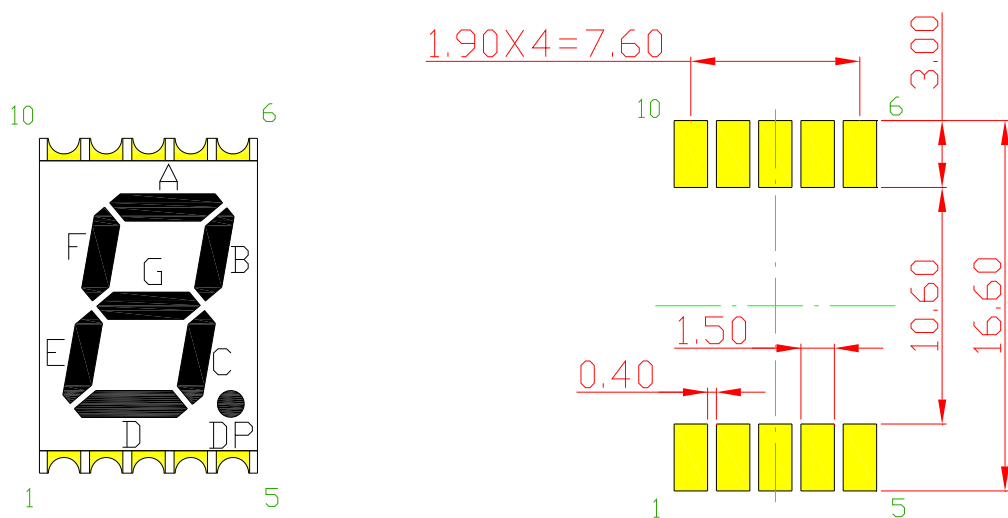
NOTE:
 Dimension in millimeters (inches),
 And tolerances are $\pm 0.25\text{mm}$ (.01") specified.



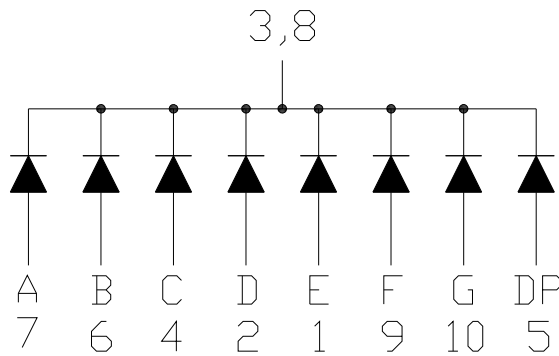
Opto Plus LED Corp.
0.39" SMD Type LED Display
OPS-S3910W-GW
OPS-S3911W-GW

● **TYPICAL INTERNAL EQUIVALENT CIRCUIT**

Recommended Soldering Pattern



OPS-S3910W-GW
(Common Anode)



OPS-S3911W-GW
(Common Cathode)



Opto Plus LED Corp.
0.39'' SMD Type LED Display
OPS-S3910W-GW
OPS-S3911W-GW


● **W: SUPER BRIGHT WHITE (InGaN/GaN)**

ABSOLUTE MAXIMUM RATING AT Ta=25°C

Parameter	Symbol	Maximum Rating	Unit
Power dissipation	P_{AD}	78	mW
Continuous forward current	I_{AF}	20	mA
Peak current (duty cycle 1/10, 1kHz)	I_{PF}	60	mA
Reverse voltage	V_R	5	V
Operating temperature	T_{OPR}	-40 to + 85	°C
Storage temperature	T_{STG}	-40 to + 100	°C

ELECTRICAL - OPTICAL CHARACTERISTICS AT Ta=25°C

Characteristic	Symbol	Condition	Min.	Type	Max.	Unit	
Forward Voltage	V_F	$I_F = 5mA$	-	2.9	4.0	V	
Reverse Current	I_R	$V_R = 5V$	-	-	10	μA	
Dominant Wavelength	λ_D	$I_F = 5mA$	X	-	0.29	-	nm
			Y	-	0.28	-	
Average Luminous Intensity	I_V	$I_F = 5mA$	25	-	140	mcd	
Spectrum Radiation Bandwidth	$\Delta\lambda$	$I_F = 5mA$	-	30	-	nm	



Opto Plus LED Corp.
0.39" SMD Type LED Display
OPS-S3910W-GW
OPS-S3911W-GW

● **WHITE: BIN GRADE (Unit : mcd) Test Condition: 5V / 5mA**

Super Bright White	2	3	4
		25.0 – 60.0	60.1 – 100.0

● **WHITE: HUE GRADE (λD : nm)**

CIE	AA2	BB1	BB2	CC2	DD1	DD2
X	0.30	0.31	0.32	0.30	0.31	0.32
	0.29	0.30	0.31	0.29	0.30	0.31
Y	0.28	0.29	0.30	0.29	0.30	0.31
	0.26	0.27	0.28	0.27	0.28	0.29

CIE	EE2	FF1	FF2	GG2	HH1	HH2
X	0.30	0.31	0.32	0.30	0.31	0.32
	0.29	0.30	0.31	0.29	0.30	0.31
Y	0.30	0.31	0.32	0.31	0.32	0.33
	0.28	0.29	0.30	0.29	0.30	0.31



Opto Plus LED Corp.
0.39” SMD Type LED Display
OPS-S3910W-GW
OPS-S3911W-GW

● **AVAILABLE BIN / HUE TABLE**

2AA2	2BB1	2BB2	2CC2	2DD1	2DD2
3AA2	3BB1	3BB2	3CC2	3DD1	3DD2
4AA2	4BB1	4BB2	4CC2	4DD1	4DD2

2EE2	2FF1	2FF2	2GG2	2HH1	2HH2
3EE2	3FF1	3FF2	3GG2	3HH1	3HH2
4EE2	4FF1	4FF2	4GG2	4HH1	4HH2

Version: C Date: 06/24/2015

Opto Plus LED Corp. 7F-3, No.496, Bannan Road, Zhonghe Dist., New Taipei City 235, Taiwan (R.O.C)

Website: www.opled.com.tw E-mail: sales@opled.com.tw Tel: 886-2-2222-5698 Fax: 886-2-2222-2566



Opto Plus LED Corp.

0.39" SMD Type LED Display

OPS-S3910W-GW

OPS-S3911W-GW

● W: SUPER BRIGHT WHITE (InGaN/GaN) CURVE

Typical Electro-optical Characteristic Curves
(25 °C Free Air Temperature Unless Otherwise Specified)

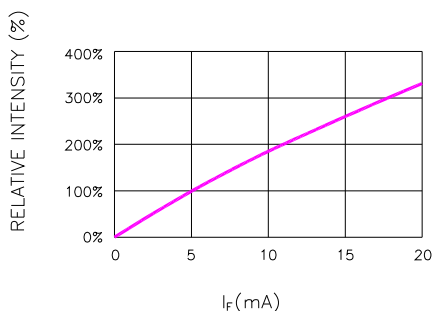


Fig.1 RELATIVE INTENSITY VS. FORWARD CURRENT

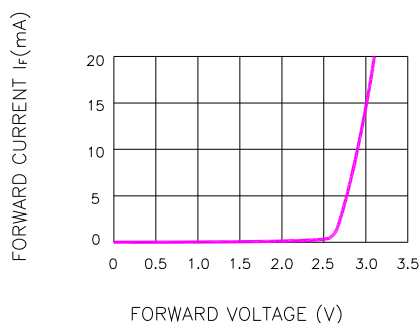


Fig.2 FORWARD CURRENT I_F (mA) VS. FORWARD VOLTAGE (V)

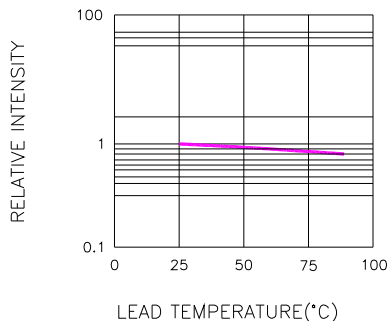


Fig.3 RELATIVE INTENSITY VS. LEAD TEMPERATURE

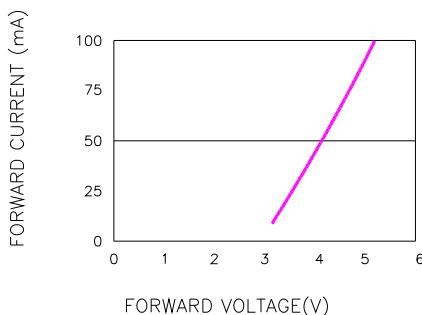


Fig.4 PEAK FORWARD VOLTAGE VS. FORWARD (100µs TEST PULSE, 1% DUTY CYCLE)

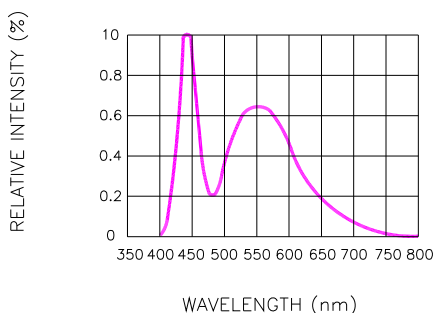


Fig.4 RELATIVE INTENSITY VS. WAVELENGTH

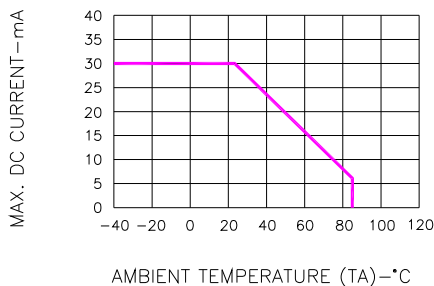
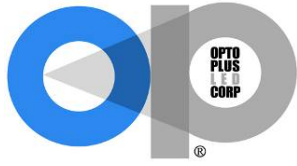


Fig.7 MAX. ALLOWABLE DC CURRENT VS. AMBIENT TEMPERATURE

Version: C Date: 06/24/2015

Opto Plus LED Corp. 7F-3, No.496, Bannan Road, Zhonghe Dist., New Taipei City 235, Taiwan (R.O.C)

Website: www.opled.com.tw E-mail: sales@opled.com.tw Tel: 886-2-2222-5698 Fax: 886-2-2222-2566

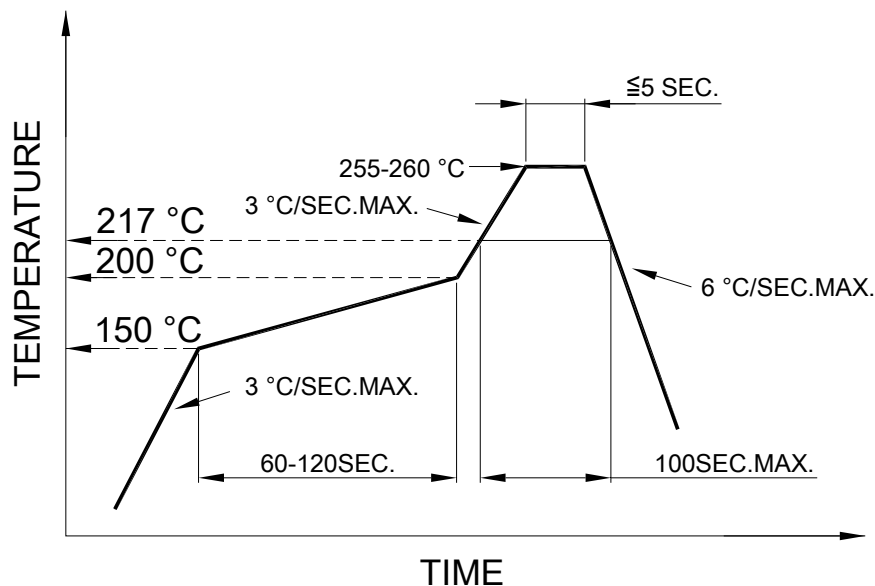


Opto Plus LED Corp.
0.39" SMD Type LED Display
OPS-S3910W-GW
OPS-S3911W-GW

● **SMT REFLOW SOLDERING INSTRUCTIONS**

SMT Soldering Profile

Pb free reflow soldering Profile




- We recommend the reflow temperature 245°C (+/- 5°C).
The maximum soldering temperature should be limited to 260°C.
- Number of reflow process shall be 2 times or less.

● **SOLDERING IRON**

Basic spec is ≤ 4 sec when 260°C. If temperature is higher, time should be shorter (+10°C → 1 sec). Power dissipation of Iron should be smaller than 15W, and temperature should be controllable. Surface temperature of the device should be under 230°C.

● **REWORK**

- Customer must finish rework within 3 sec. under 350°C.
- The head of soldering iron cannot touch copper foil.



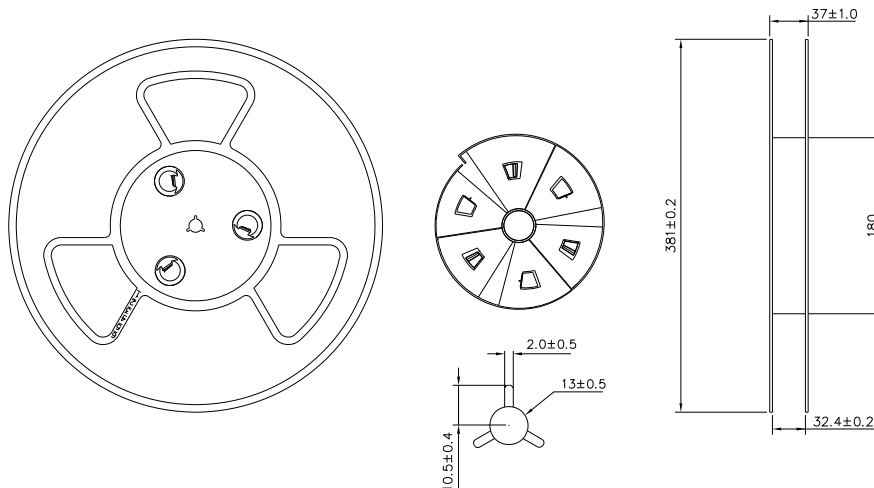
Opto Plus LED Corp.

0.39" SMD Type LED Display

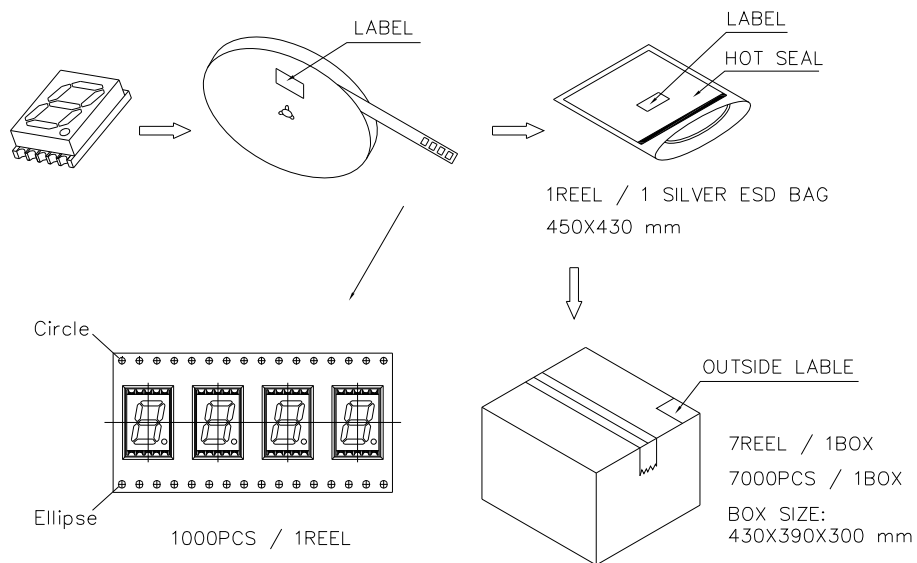
OPS-S3910W-GW

OPS-S3911W-GW

● REEL DIMENSIONS



● PACKING & LABEL SPECIFICATIONS



● STORAGE CONDITION

In factory original sealed bag package

TEMPERATURE CONDITION	HUMIDITY CONDITION
5°C ~ 30°C	Below 60%RH

After opened and not in factory original sealed bag package

TEMPERATURE CONDITION	HUMIDITY CONDITION	STORAGE TIME
5°C ~ 30°C	Below 60%RH	Within 4 weeks (MSL as level 2a)