

Opto Plus LED Corp.

0.8" SMD Type LED Display

OPS-Q8010LW-GW

OPS-Q8011LW-GW

● FEATURES

- 0.8 inch (20.32 mm) Digit Height.
- SMD type.
- Low current operation.
- Gray face, White segment.
- RoHS compliant, Pb Free.

● DESCRIPTION

The OPS-Q8010LW-GW & OPS-Q8011LW-GW are 0.8 inch (20.32mm) height Quadruple 7-segment displays.

This device utilizes Super Bright White LED chip which are made from InGaN On a transparent GaN, substrate.

The display has Gray face, White segment.

● DEVICE


PART NO	DESCRIPTION
OPS-Q8010LW-GW	Common Anode
OPS-Q8011LW-GW	Common Cathode

RoHS Compliance



Pb free.





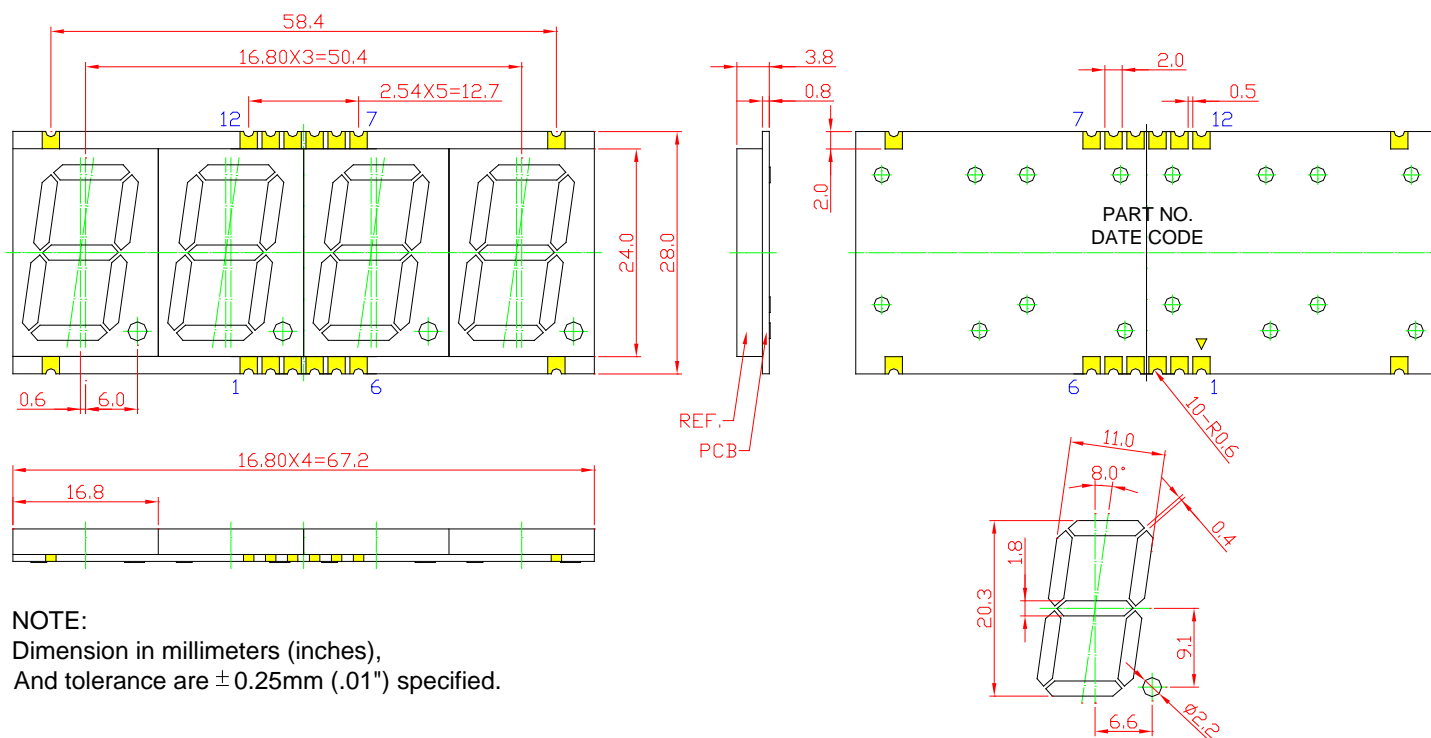
Opto Plus LED Corp.

0.8" SMD Type LED Display


OPS-Q8010LW-GW

OPS-Q8011LW-GW

MECHANICAL DIMENSIONS



NOTE:
 Dimension in millimeters (inches),
 And tolerance are $\pm 0.25\text{mm}$ (.01") specified.



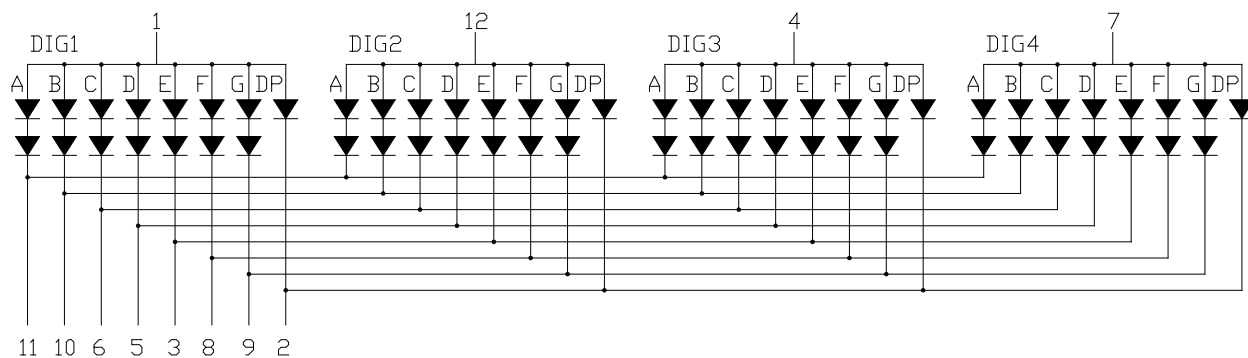
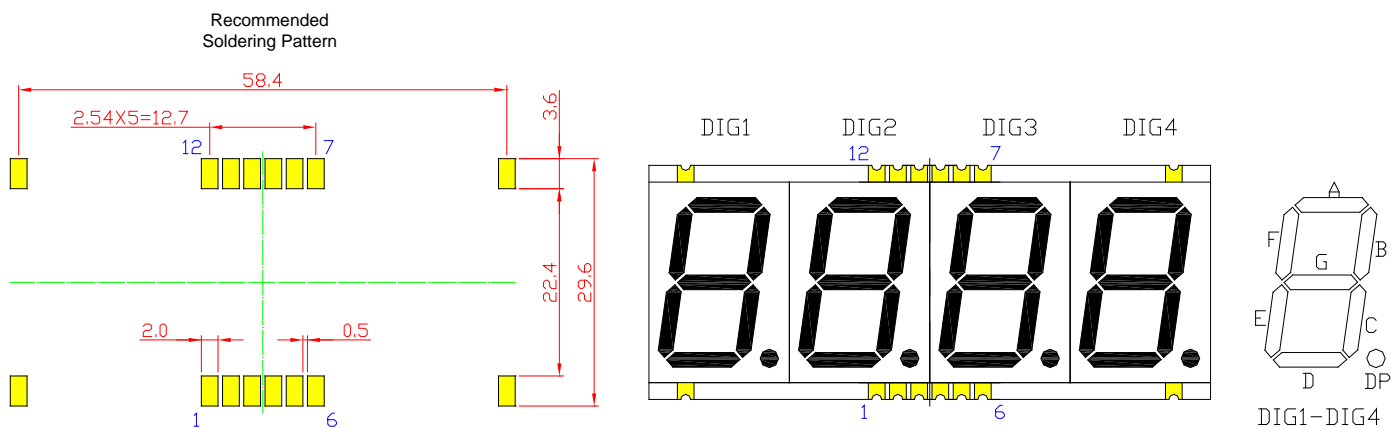
Opto Plus LED Corp.

0.8" SMD Type LED Display

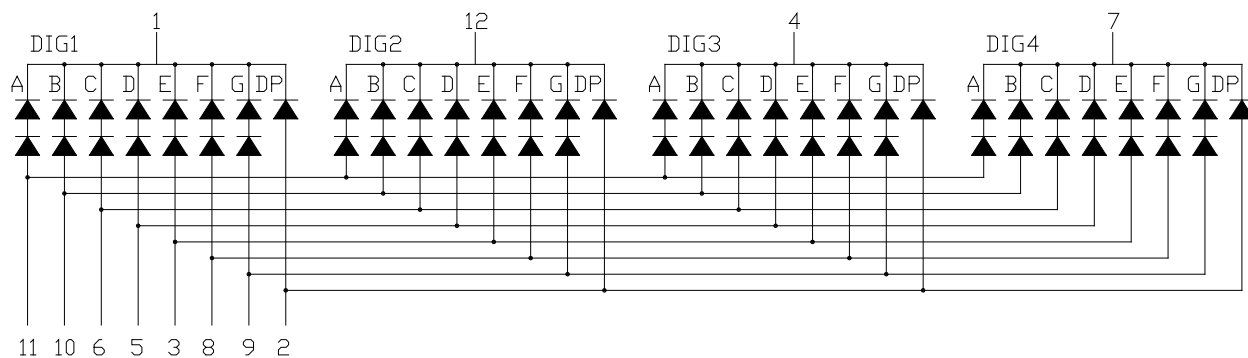
OPS-Q8010LW-GW

OPS-Q8011LW-GW


● TYPICAL INTERNAL EQUIVALENT CIRCUIT



OPS-Q8010LW-GW (Common Anode)



OPS-Q8011LW-GW (Common Cathode)



Opto Plus LED Corp.
0.8" SMD Type LED Display
OPS-Q8010LW-GW
OPS-Q8011LW-GW


● **W: SUPER BRIGHT WHITE (InGaN/GaN)**

ABSOLUTE MAXIMUM RATING AT $T_a=25^{\circ}\text{C}$

Parameter	Symbol	Maximum Rating	Unit
Power dissipation	P_{AD}	120	mW
Derating liner from 25°C	-	0.3	mA / $^{\circ}\text{C}$
Continuous forward current	I_{AF}	30	mA
Peak current (duty cycle 1/10, 1kHz)	I_{PF}	100	mA
Reverse voltage	V_R	5	V
Operating temperature	T_{OPR}	-40 to +105	$^{\circ}\text{C}$
Storage temperature	T_{STG}	-40 to +105	$^{\circ}\text{C}$

ELECTRICAL - OPTICAL CHARACTERISTICS AT $T_a=25^{\circ}\text{C}$

Characteristic	Symbol	Condition	Min.	Type.	Max.	Unit
Forward voltage	V_F	$I_F=5\text{mA}$	-	3.2	4.0	V
Reverse current	I_R	$V_R=8\text{V}$	-	-	10	μA
Chromaticity coordinate	X	$I_F=5\text{mA}$	-	0.29	-	-
	Y	$I_F=5\text{mA}$	-	0.29	-	-
Luminous intensity	I_V	$I_F=5\text{mA}$	-	37.5	-	mcd
Spectral radiation bandwidth	$\Delta\lambda$	$I_F=5\text{mA}$	-	30	-	nm



Opto Plus LED Corp.

0.8" SMD Type LED Display

OPS-Q8010LW-GW

OPS-Q8011LW-GW

● W: SUPER BRIGHT WHITE (InGaN/GaN) CURVE

Typical Electro-optical Characteristic Curves
(25 °C Free Air Temperature Unless Otherwise Specified)

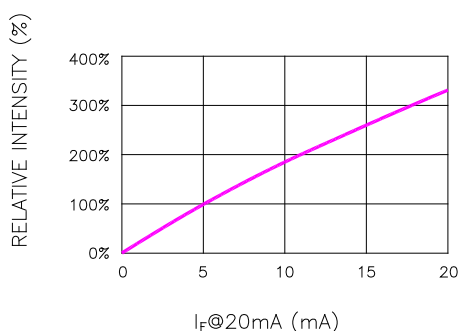


Fig.1 RELATIVE INTENSITY VS. FORWARD CURRENT

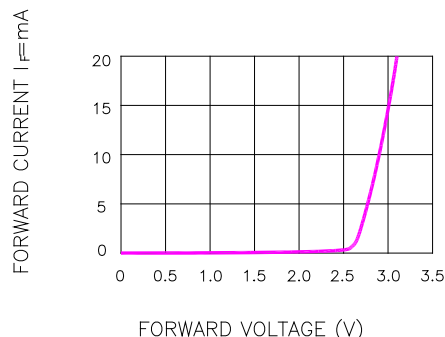


Fig.2 FORWARD CURRENT VS. FORWARD VOLTAGE

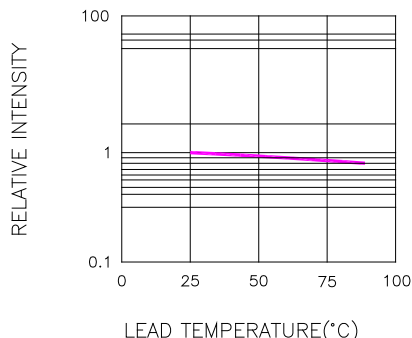


Fig.3 RELATIVE INTENSITY VS. LEAD TEMPERATURE
(PULSED 20 mA; 300us PULSE, 10ms PERIOD)

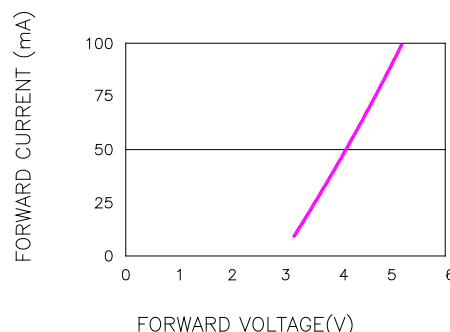


Fig.4 PEAK FORWARD VOLTAGE VS. FORWARD (100us TEST PULSE, 1% DUTY CYCLE)

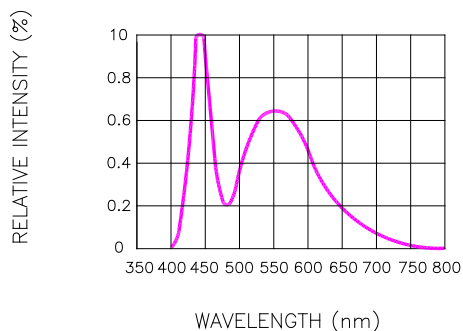


Fig.4 RELATIVE INTENSITY VS. WAVELENGTH

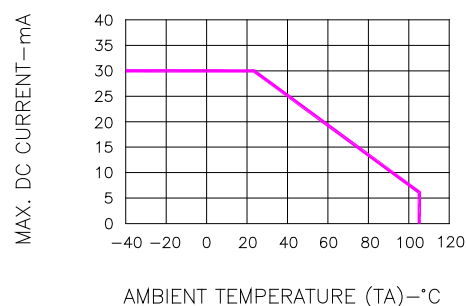



Fig.7 MAX. ALLOWABLE DC CURRENT VS. AMBIENT TEMPERATURE

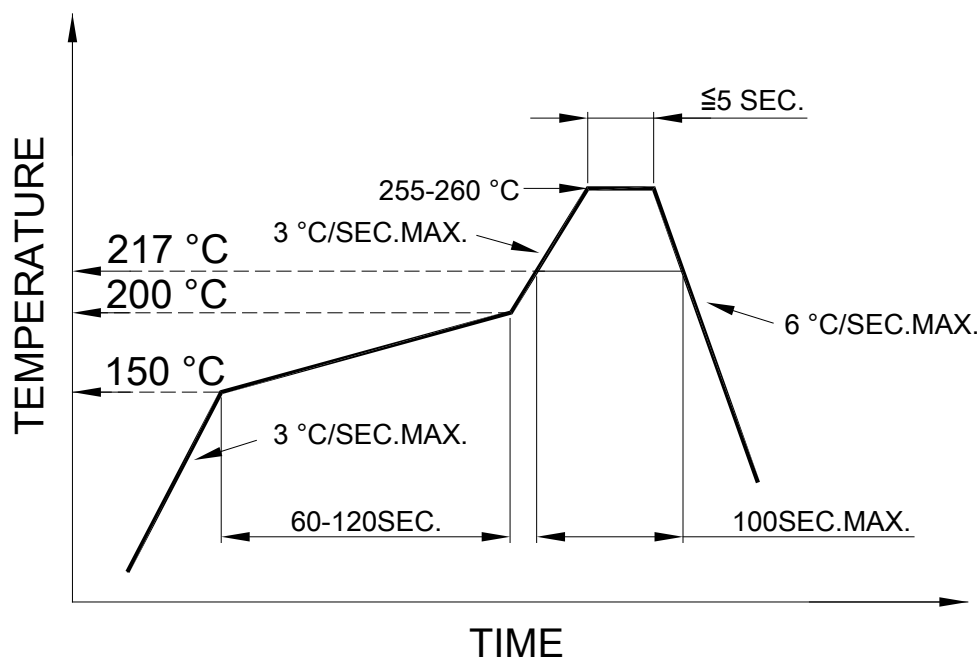


Opto Plus LED Corp.
0.8" SMD Type LED Display
OPS-Q8010LW-GW
OPS-Q8011LW-GW

● **RECOMMEND SOLDERING PROFILE**

SMT Soldering Profile

Pb free reflow soldering Profile



● **SOLDERING IRON**

Basic specification : ≤ 4 seconds when 260°C , If temperature is higher, time should be shorter ($+10^{\circ}\text{C} \rightarrow 1$ sec). Power dissipation of iron should be smaller than 15W, and temperature should be controllable. Surface temperature of the device should be under 230°C .

● **REWORK**

Customer must finish rework within ≤ 3 sec under 350°C .