



Opto Plus LED Corp.
0.76" 8 x 8 Dot Matrix SMD Type LED Display
OPS-M2880PG-BW
OPS-M2881PG-BW

● **FEATURES**

- 0.76 inch (19.4 mm) Matrix Height.
- Stackable vertically and horizontally.
- 8x8 array with X-Y select.
- SMD type.
- Wide viewing angle.
- Black face, White dot.
- RoHS compliant, Pb Free.

● **DESCRIPTION**

The OPS-M2880PG-BW & OPS-M2881PG-BW are 0.76 inch (19.4mm) height 8x8 dot matrix display.

This device utilizes Pure Green LED chip which are made from InGaN on a Transparent GaN, substrate.

The display has Black face, White dot.

● **DEVICE**

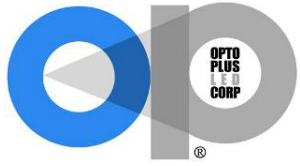
PART NO	DESCRIPTION
OPS-M2880PG-GW	Cathode Row , Anode Column
OPS-M2881PG-GW	Cathode Column , Anode Row

RoHS Compliance



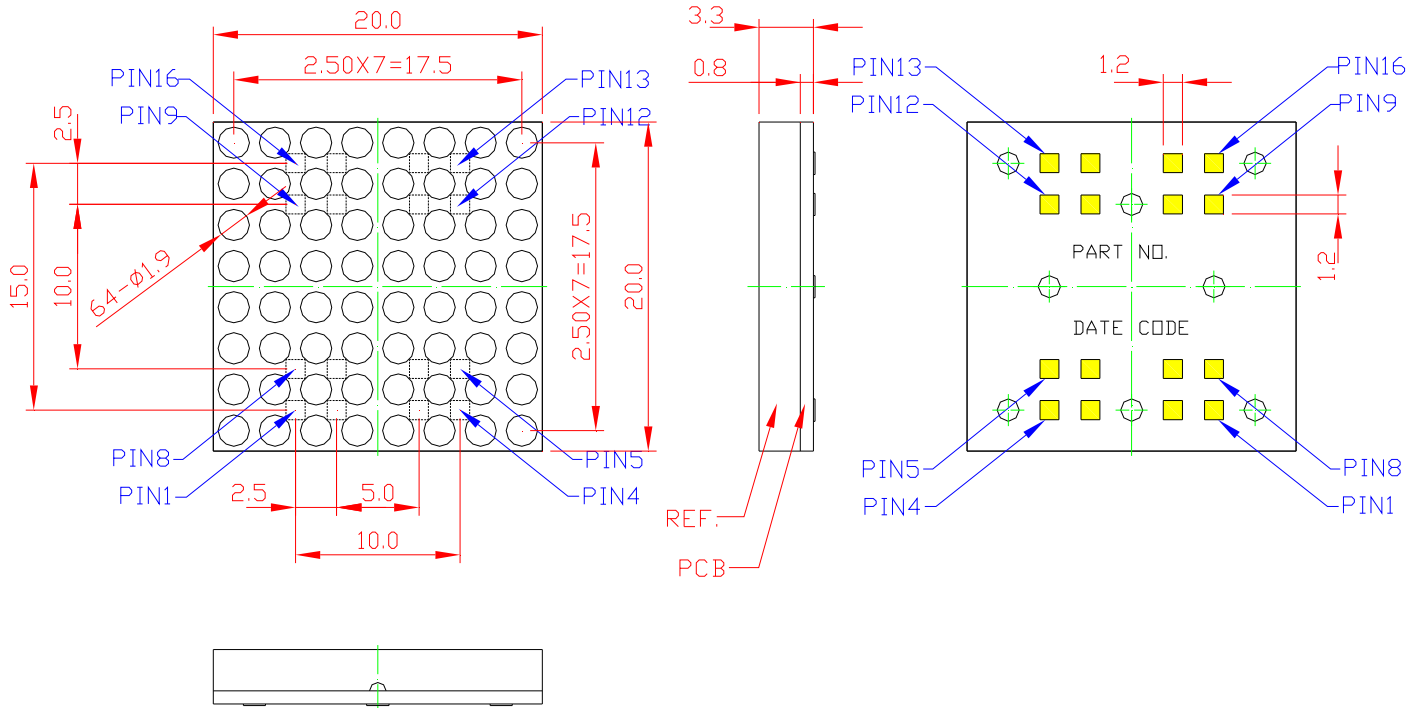
Pb free.

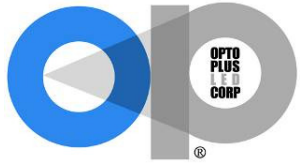




Opto Plus LED Corp.
0.76" 8 x 8 Dot Matrix SMD Type LED Display
OPS-M2880PG-BW
OPS-M2881PG-BW

● **MECHANICAL DIMENSIONS**





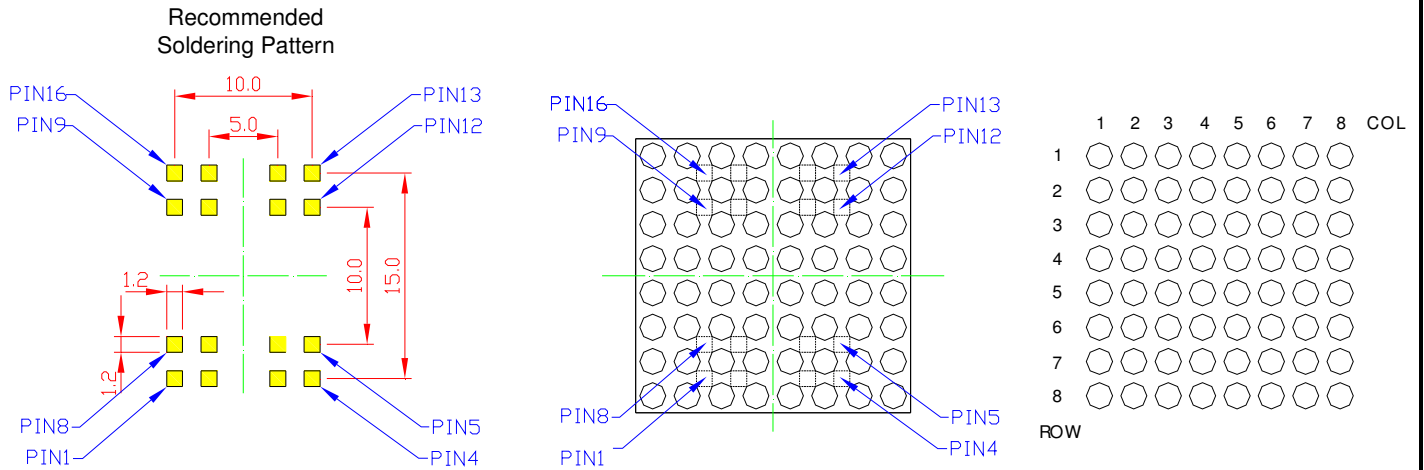
Opto Plus LED Corp.

0.76" 8 x 8 Dot Matrix SMD Type LED Display

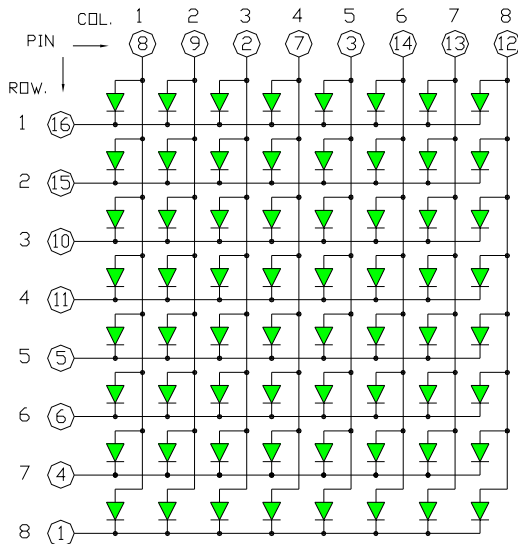
OPS-M2880PG-BW

OPS-M2881PG-BW

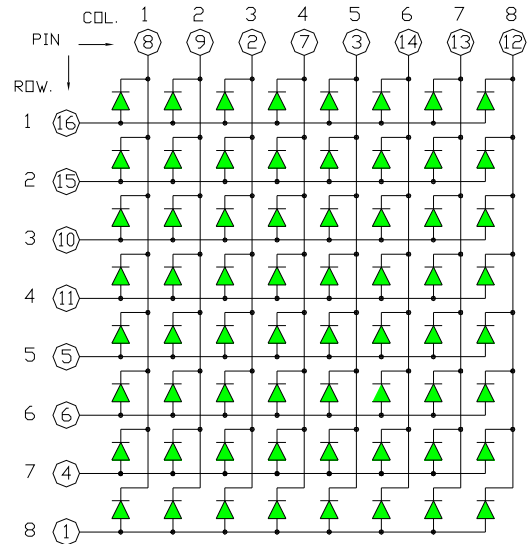
● TYPICAL INTERNAL EQUIVALENT CIRCUIT

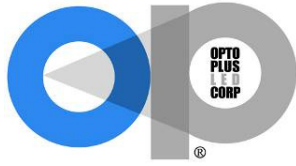


OPS-M2880PG-BW
ANODE COLUMN, CATHODE ROW



OPS-M2881PG-BW
CATHODE COLUMN, ANODE ROW





Opto Plus LED Corp.
0.76" 8 x 8 Dot Matrix SMD Type LED Display
OPS-M2880PG-BW
OPS-M2881PG-BW

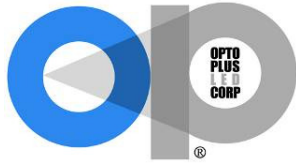
● **PG: PURE GREEN (InGaN/GaN)**

ABSOLUTE MAXIMUM RATING AT Ta=25°C

Parameter	Symbol	Maximum Rating	Unit
Power dissipation	P_{AD}	120	mW
Derating liner from 25°C	-	0.3	mA / °C
Continuous forward current	I_{AF}	30	mA
Peak current (duty cycle 1/10, 1kHz)	I_{PF}	100	mA
Reverse voltage	V_R	5	V
Operating temperature	T_{OPR}	-40 to +105	°C
Storage temperature	T_{STG}	-40 to +105	°C

ELECTRICAL - OPTICAL CHARACTERISTICS AT Ta=25°C

Characteristic	Symbol	Condition	Min.	Type.	Max.	Unit
Forward Voltage, (Per Dice)	V_F	$I_F = 20\text{mA}$	-	3.2	4.0	V
Reverse Current, (Per Dice)	I_R	$V_R = 8\text{V}$	-	-	10	μA
Dominant Wavelength	λ_D	$I_F = 20\text{mA}$	-	525	-	nm
Luminous Intensity	I_V	$I_F = 20\text{mA}$	-	150	-	mcd
Spectral radiation bandwidth	$\Delta\lambda$	$I_F = 20\text{mA}$	-	30	-	nm



Opto Plus LED Corp.

0.76" 8 x 8 Dot Matrix SMD Type LED Display

OPS-M2880PG-BW

OPS-M2881PG-BW

● PG: PURE GREEN (InGaN/GaN) CURVE

Typical Electro-optical Characteristic Curves
(25 °C Free Air Temperature Unless Otherwise Specified)

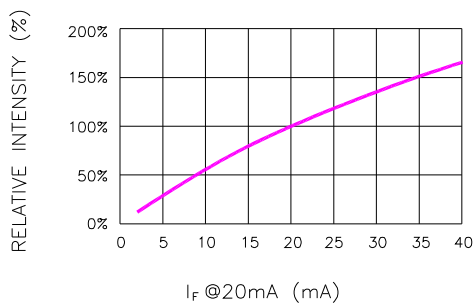


Fig.1 RELATIVE INTENSITY VS. FORWARD CURRENT

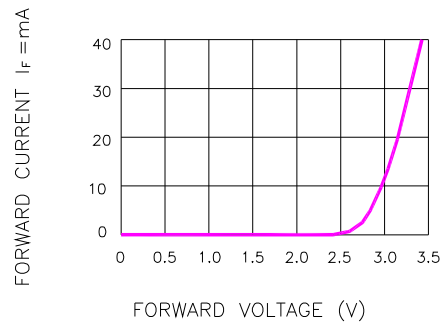


Fig.2 FORWARD CURRENT VS. FORWARD VOLTAGE

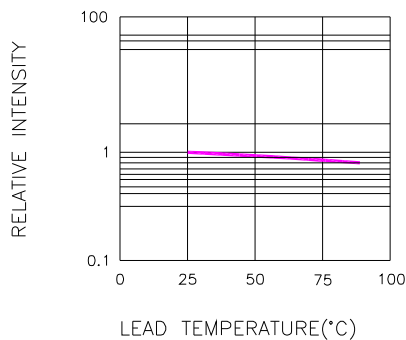


Fig.3 RELATIVE INTENSITY VS. LEAD TEMPERATURE
(PULSED 20 mA; 300us PULSE, 10ms PERIOD)

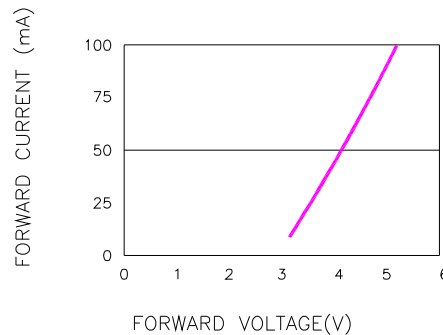


Fig.4 PEAK FORWARD VOLTAGE VS. FORWARD CURRENT
(100us TEST PULSE, 1% DUTY CYCLE)

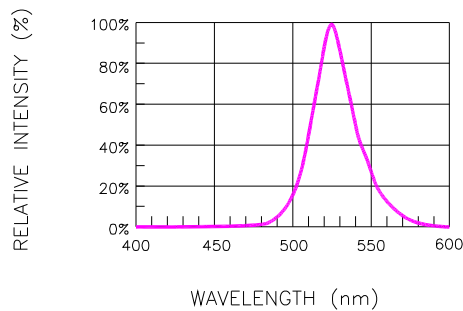


Fig.5 RELATIVE INTENSITY VS. WAVELENGTH

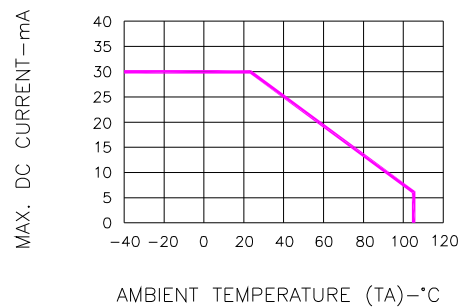
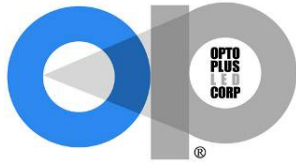


Fig.6 MAX. ALLOWABLE DC CURRENT VS. AMBIENT TEMPERATURE

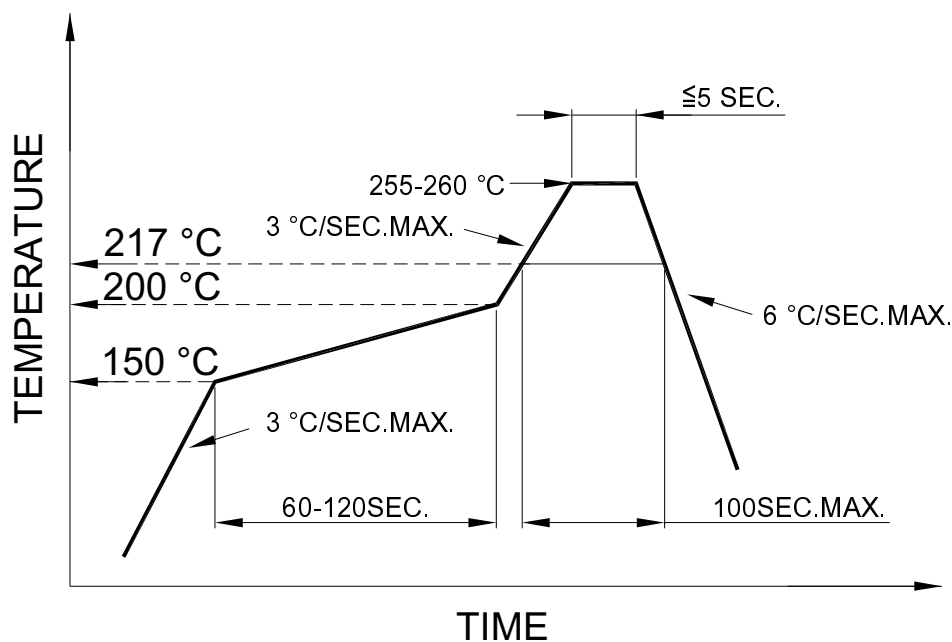


Opto Plus LED Corp.
0.76" 8 x 8 Dot Matrix SMD Type LED Display
OPS-M2880PG-BW
OPS-M2881PG-BW

● **RECOMMEND SOLDERING PROFILE**

SMT Soldering Profile

Pb free reflow soldering Profile



● **SOLDERING IRON**

Basic specification : ≤ 4 seconds when 260°C, If temperature is higher, time should be shorter (+10°C→1 sec). Power dissipation of iron should be smaller than 15W, and temperature should be controllable. Surface temperature of the device should be under 230°C.

● **REWORK**

Customer must finish rework within ≤ 3 sec under 350°C.