

**Opto Plus LED Corp.**  
**0.30" SMD Type LED Display**  
**OPS-D3010LA-GW**  
**OPS-D3011LA-GW**

● **EDIT HISTORY**

Version A: Dec. 13, 2013

Preliminary spec.


Version B: Apr. 23, 2014

Modify mechanical dimensions.

Version C: Oct. 28, 2015

Modify storage condition.

| Manufacture | Examination | Approving |
|-------------|-------------|-----------|
|             |             |           |



**Opto Plus LED Corp.**  
**0.30" SMD Type LED Display**  
**OPS-D3010LA-GW**  
**OPS-D3011LA-GW**

● **FEATURES**

- 0.30 inch (7.62 mm) Digit Height.
- Low current operation.
- SMD type.
- Gray face, White segment.
- RoHS compliant, Pb Free.

● **DESCRIPTION**

The OPS-D3010LA-GW & OPS-D3011LA-GW are 0.30 inch (7.62mm) height Dual digit 7-segment displays.

This device utilizes Super Bright Amber LED chip which are made from AlGaInP On a transparent GaAs, substrate.

The display has Gray face, White segment.

● **DEVICE**


| PART NO        | DESCRIPTION    |
|----------------|----------------|
| OPS-D3010LA-GW | Common Anode   |
| OPS-D3011LA-GW | Common Cathode |

**RoHS Compliance**



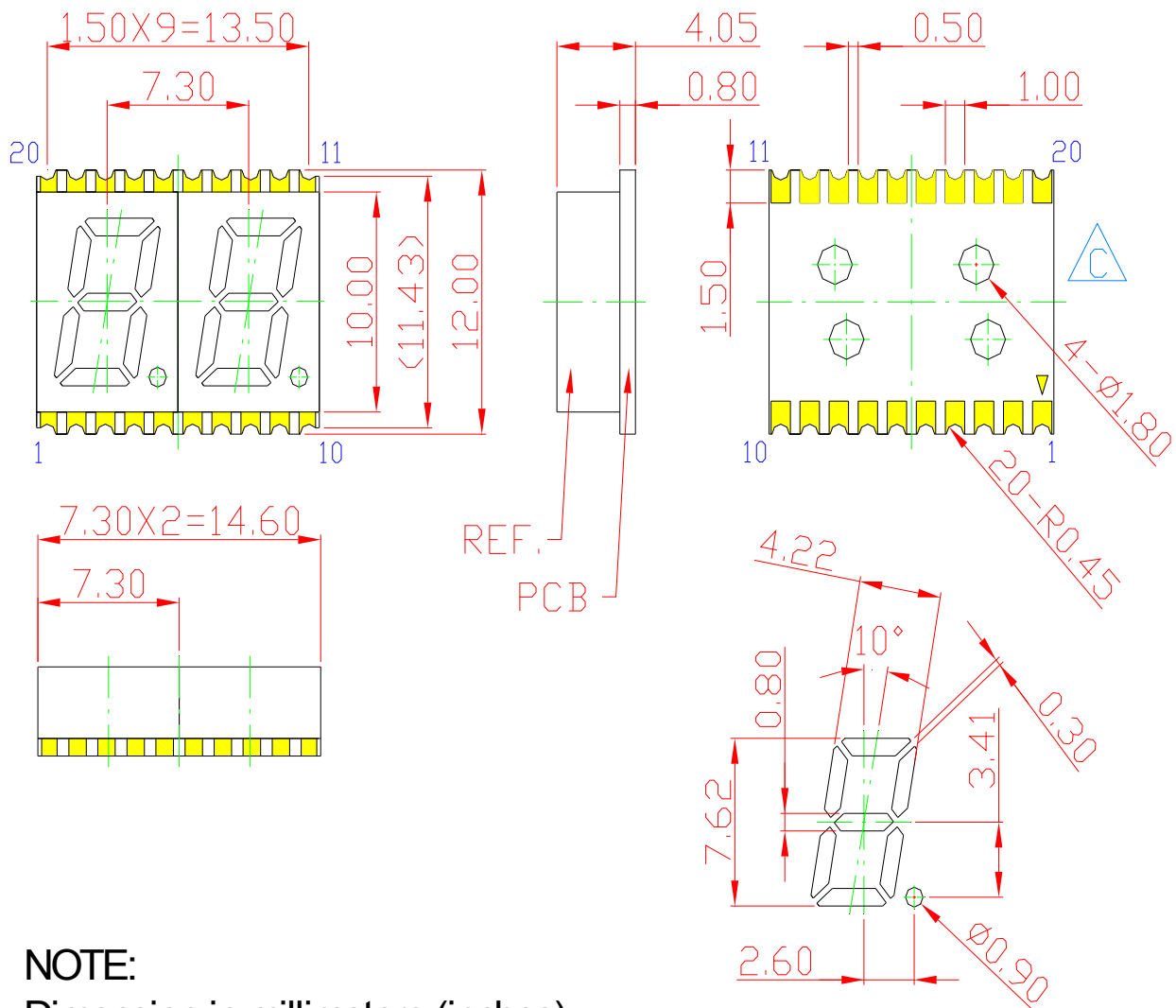
**Pb free.**






**Opto Plus LED Corp.**  
**0.30" SMD Type LED Display**  
**OPS-D3010LA-GW**  
**OPS-D3011LA-GW**

● **MECHANICAL DIMENSIONS**

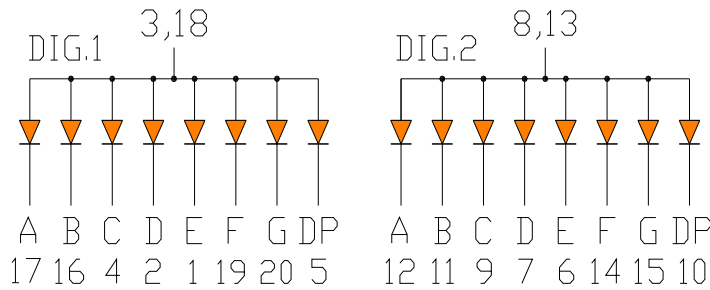
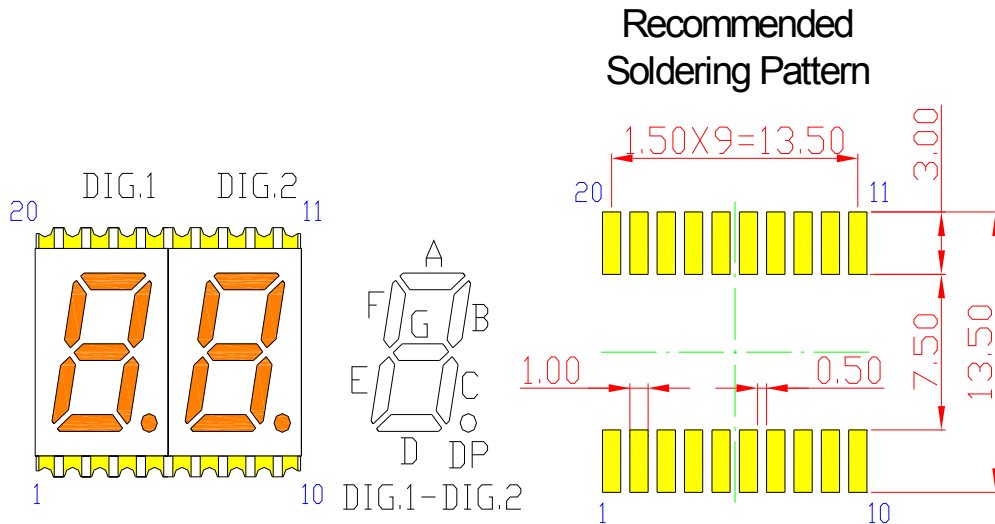


**NOTE:**  
 Dimension in millimeters (inches),  
 And tolerances are  $\pm 0.25\text{mm}$  (.01") specified.

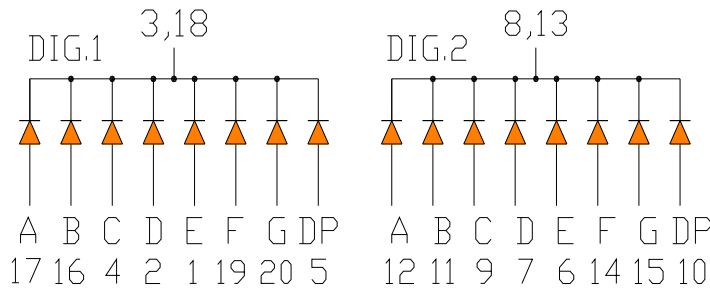


**Opto Plus LED Corp.**  
**0.30" SMD Type LED Display**  
**OPS-D3010LA-GW**  
**OPS-D3011LA-GW**


● **TYPICAL INTERNAL EQUIVALENT CIRCUIT**



**OPS-D3010LA-GW ( Common Anode )**



**OPS-D3011LA-GW ( Common Cathode )**



**Opto Plus LED Corp.**  
**0.30" SMD Type LED Display**  
**OPS-D3010LA-GW**  
**OPS-D3011LA-GW**


● **LA: SUPER BRIGHT AMBER (AlGaInP/GaAs)**

ABSOLUTE MAXIMUM RATING AT Ta=25°C

| Parameter                            | Symbol           | Maximum Rating | Unit    |
|--------------------------------------|------------------|----------------|---------|
| Power dissipation                    | P <sub>AD</sub>  | 70             | mW      |
| Derating liner from 25°C             | -                | 0.28           | mA / °C |
| Continuous forward current           | I <sub>AF</sub>  | 25             | mA      |
| Peak current (duty cycle 1/10, 1kHz) | I <sub>PF</sub>  | 90             | mA      |
| Reverse voltage                      | V <sub>R</sub>   | 5              | V       |
| Operating temperature                | T <sub>OPR</sub> | -40 to +105    | °C      |
| Storage temperature                  | T <sub>STG</sub> | -40 to +105    | °C      |

ELECTRICAL - OPTICAL CHARACTERISTICS AT Ta=25°C

| Characteristic               | Symbol         | Condition            | Min. | Type. | Max. | Unit |
|------------------------------|----------------|----------------------|------|-------|------|------|
| Forward Voltage, (Per Dice)  | V <sub>F</sub> | I <sub>F</sub> =20mA | -    | 2.0   | 2.6  | V    |
| Reverse Current, (Per Dice)  | I <sub>R</sub> | V <sub>R</sub> =5V   | -    | -     | 10   | μA   |
| Peak Wavelength              | λ <sub>P</sub> | I <sub>F</sub> =20mA | -    | 612   | -    | nm   |
| Dominant Wavelength          | λ <sub>D</sub> | I <sub>F</sub> =20mA | 604  | -     | 614  | nm   |
| Luminous Intensity           | I <sub>v</sub> | I <sub>F</sub> =20mA | 5    | -     | 35   | mcd  |
| Spectral radiation bandwidth | Δλ             | I <sub>F</sub> =20mA | -    | 20    | -    | nm   |



**Opto Plus LED Corp.**  
**0.30" SMD Type LED Display**  
**OPS-D3010LA-GW**  
**OPS-D3011LA-GW**

● **LA: BIN GRADE (Unit : mcd / I<sub>F</sub> =20mA)**


| Super Bright Amber | G          | H           | I        |
|--------------------|------------|-------------|----------|
|                    | 5.0 – 15.0 | 15.1 – 25.0 | 25.1 -35 |

● **LA: HUE GRADE ( $\lambda_D$  : nm)**

| 1             | 2             | 3             |
|---------------|---------------|---------------|
| 604.0 – 607.0 | 607.1 – 611.0 | 611.1 – 614.0 |

● **AVAILABLE BIN / HUE TABLE**

|    |    |    |
|----|----|----|
| G1 | G2 | G3 |
| H1 | H2 | H3 |
| I1 | I2 | I3 |



# Opto Plus LED Corp.

## 0.30" SMD Type LED Display

### OPS-D3010LA-GW

### OPS-D3011LA-GW

#### ● LA: SUPER BRIGHT AMBER (AlGaInP/GaAs) CURVE

Typical Electro-optical Characteristic Curves  
(25 °C Free Air Temperature Unless Otherwise Specified)

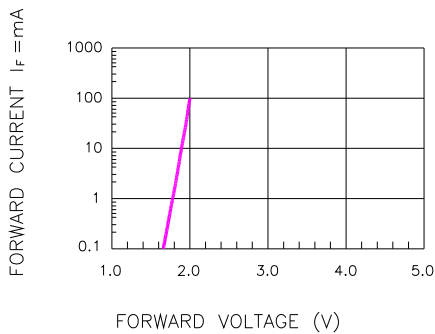


Fig.1 FORWARD CURRENT VS. FORWARD VOLTAGE

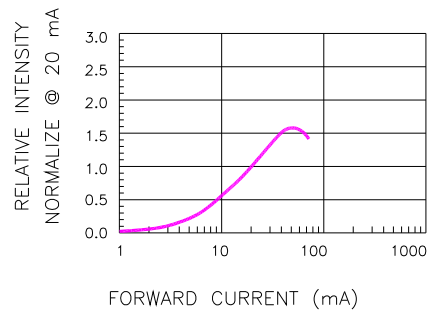


Fig.2 RELATIVE INTENSITY VS. FORWARD CURRENT

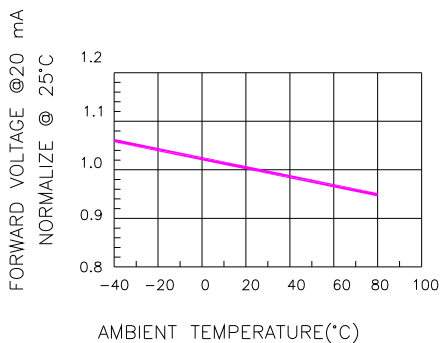


Fig.3 FORWARD VOLTAGE VS. TEMPERATURE

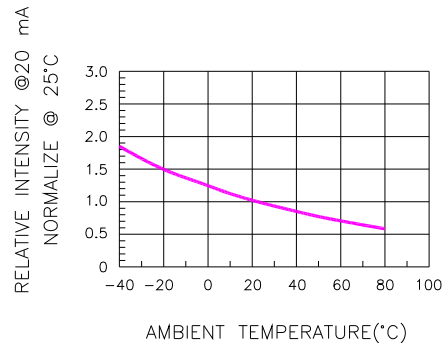


Fig.4 RELATIVE INTENSITY VS. TEMPERATURE

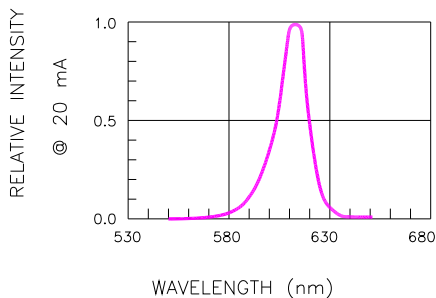


Fig.5 RELATIVE INTENSITY VS. WAVELENGTH

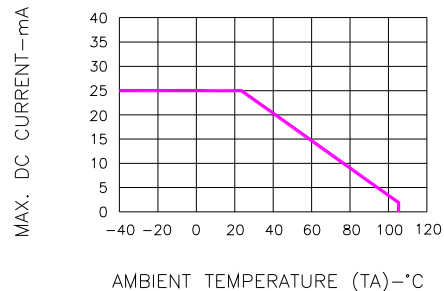



Fig.6 MAX. ALLOWABLE DC CURRENT VS. AMBIENT TEMPERATURE

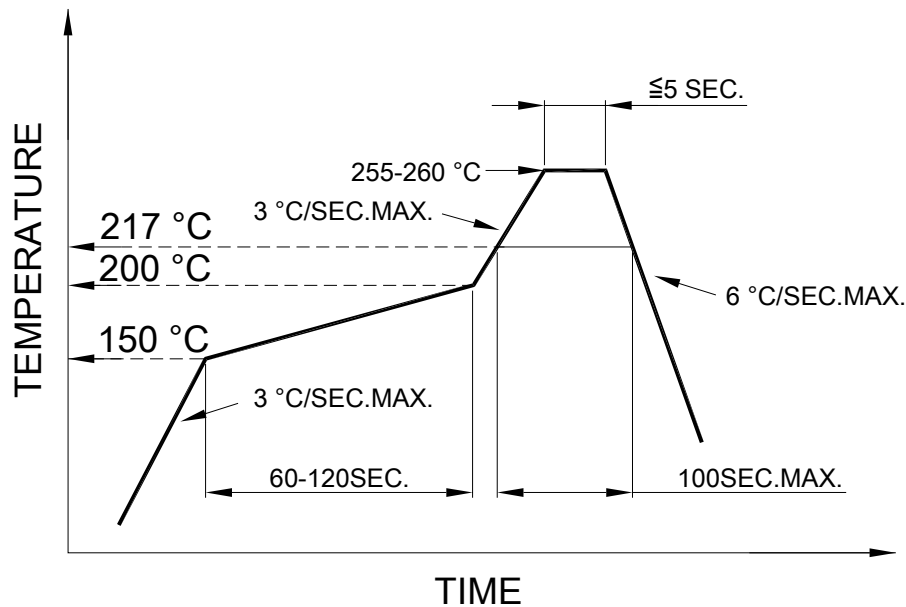


**Opto Plus LED Corp.**  
**0.30" SMD Type LED Display**  
**OPS-D3010LA-GW**  
**OPS-D3011LA-GW**

● **RECOMMEND SOLDERING PROFILE**

SMT Soldering Profile

Pb free reflow soldering Profile



- We recommend the reflow temperature 245°C (+/- 5°C).  
The maximum soldering temperature should be limited to 260°C.
- Number of reflow process shall be 2 times or less.


● **SOLDERING IRON**

Basic spec is  $\le 4\text{ sec}$  when 260°C. If temperature is higher, time should be shorter (+10°C→1 sec). Power dissipation of Iron should be smaller Than 15W, and temperature should be controllable. Surface temperature Of the device should be under 230°C.

● **REWORK**

- Customer must finish rework within 3 sec. under 350°C.
- The head of soldering iron cannot touch copper foil.





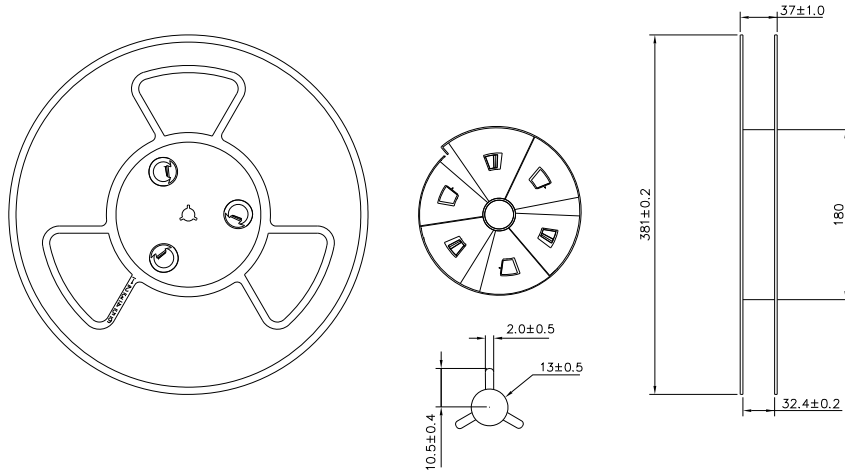
# Opto Plus LED Corp.

## 0.30" SMD Type LED Display

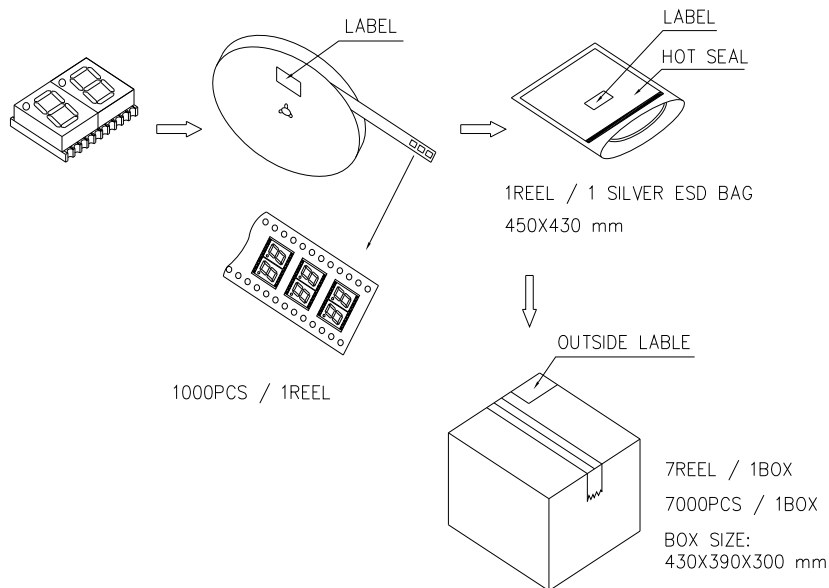
### OPS-D3010LA-GW

### OPS-D3011LA-GW

#### ● REEL DIMENSIONS



#### ● PACKING & LABEL SPECIFICATIONS



#### ● STORAGE CONDITION

In factory original sealed bag package

| TEMPERATURE CONDITION | HUMIDITY CONDITION |
|-----------------------|--------------------|
| 5°C ~ 30°C            | Below 60%RH        |

After opened and not in factory original sealed bag package

| TEMPERATURE CONDITION | HUMIDITY CONDITION | STORAGE TIME                     |
|-----------------------|--------------------|----------------------------------|
| 5°C ~ 30°C            | Below 60%RH        | Within 4 weeks (MSL as level 2a) |