




Opto Plus LED Corp.
0.20" SMD Type LED Display
OPS-D2010SPG-GW
OPS-D2011SPG-GW

● **EDIT HISTORY**

Version A: Oct. 22, 2015

Preliminary Spec.

Manufacture	Examination	Approving



Opto Plus LED Corp.
0.20" SMD Type LED Display
OPS-D2010SPG-GW
OPS-D2011SPG-GW

● **FEATURES**

- 0.20 inch (5.08 mm) Digit Height.
- SMD type.
- Low current operation.
- Gray face, White segment.
- RoHS compliant, Pb Free.

● **DESCRIPTION**

The OPS-D2010SPG-GW & OPS-D2011SPG-GW are 0.20 inch (5.08 mm) height Dual digits 7-segment display.

This device utilizes Pure Green chip which are made from InGaN on a Tansparent GaN, substrate.

The display has Gray face, White segment.

● **DEVICE**


PART NO	DESCRIPTION
OPS-D2010SPG-GW	Common Anode
OPS-D2011SPG-GW	Common Cathode

RoHS Compliance



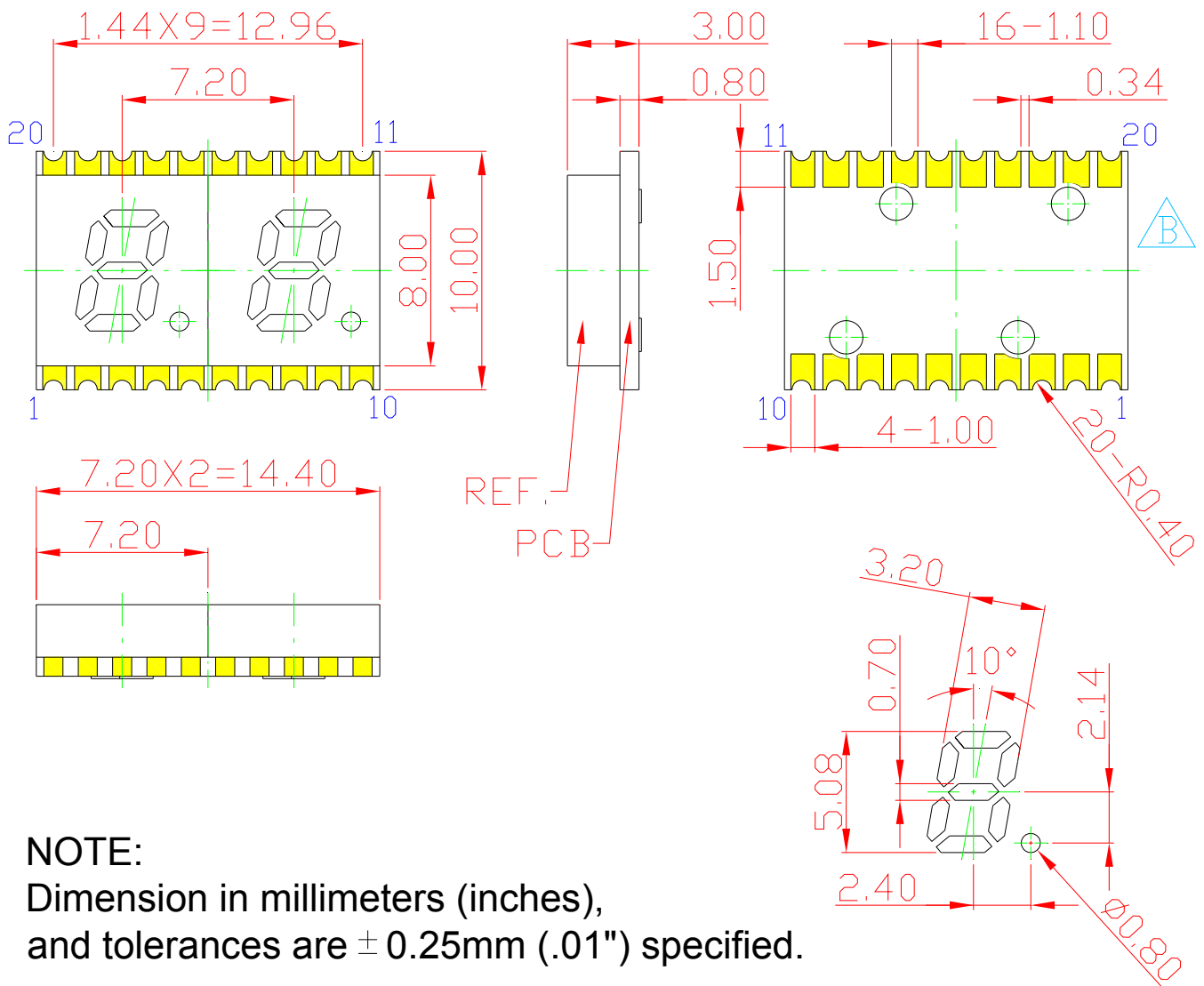
Pb free.





Opto Plus LED Corp.
0.20" SMD Type LED Display
OPS-D2010SPG-GW
OPS-D2011SPG-GW

● **MECHANICAL DIMENSIONS**



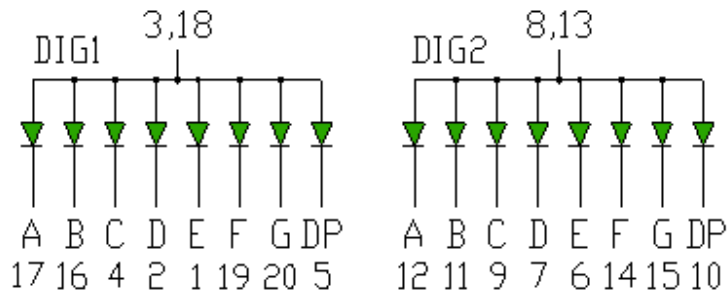
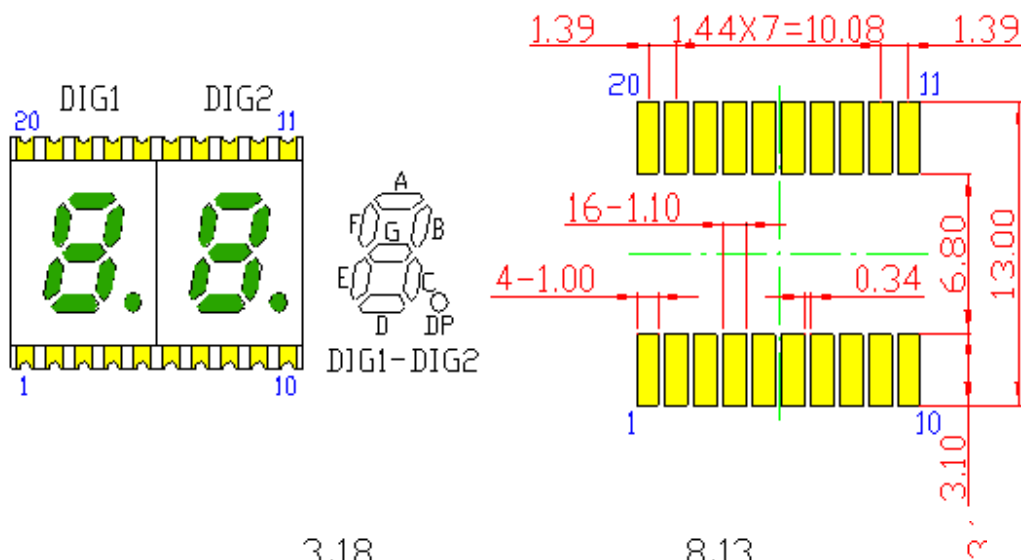
NOTE:
 Dimension in millimeters (inches),
 and tolerances are $\pm 0.25\text{mm}$ (.01") specified.



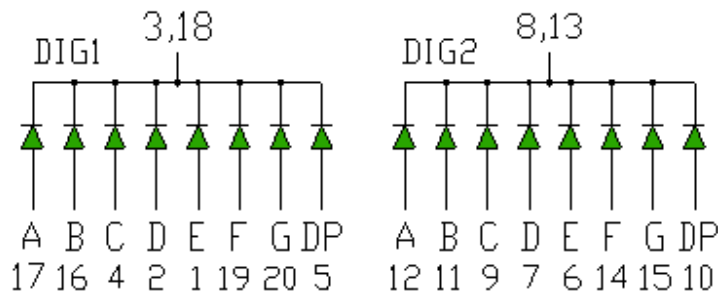
Opto Plus LED Corp.
0.20" SMD Type LED Display
OPS-D2010SPG-GW
OPS-D2011SPG-GW

● **TYPICAL INTERNAL EQUIVALENT CIRCUIT**

Recommended Soldering Pattern



OPS-D2010SPG-GW (Common Anode)



OPS-D2011SPG-GW (Common Cathode)



Opto Plus LED Corp.
0.20'' SMD Type LED Display
OPS-D2010SPG-GW
OPS-D2011SPG-GW

● **SPG: PURE GREEN (InGaN/GaN)**

ABSOLUTE MAXIMUM RATING AT Ta=25°C

Parameter	Symbol	Maximum Rating	Unit
Power dissipation	P _{AD}	120	mW
Derating liner from 25°C	-	0.3	mA / °C
Continuous forward current	I _{AF}	30	mA
Peak current (duty cycle 1/10, 1kHz)	I _{PF}	100	mA
Reverse voltage	V _R	5	V
Operating temperature	T _{OPR}	-40 to +105	°C
Storage temperature	T _{STG}	-40 to +105	°C

ELECTRICAL - OPTICAL CHARACTERISTICS AT Ta=25°C

Characteristic	Symbol	Condition	Min.	Type.	Max.	Unit
Forward Voltage, (Per Dice)	V _F	I _F = 20mA	-	2.8	3.8	V
Reverse Current, (Per Dice)	I _R	V _R = 8V	-	-	10	μA
Dominant Wavelength	λ _D	I _F = 20mA	515	-	530	nm
Luminous Intensity	I _v	I _F = 20mA	50	-	130	mcd
Spectral radiation bandwidth	Δλ	I _F = 20mA	-	30	-	nm



Opto Plus LED Corp.
0.20" SMD Type LED Display
OPS-D2010SPG-GW
OPS-D2011SPG-GW

● **SPG: BIN GRADE (Unit : mcd) 20mA**

PURE GREEN	O	P	Q
	50.0 – 75.0	75.1 – 100.0	100.1 – 130.0

● **SPG: HUE GRADE (λ_D : nm)**

1	2	3
515.0 – 520.0	520.1 – 525.0	525.1 – 530.0

● **AVAILABLE BIN / HUE TABLE**

O1	P1	Q1
O2	P2	Q2
O3	P3	Q3



Opto Plus LED Corp.

0.20" SMD Type LED Display

OPS-D2010SPG-GW

OPS-D2011SPG-GW

● SPG: PURE GREEN (InGaN/GaN) CURVE

Typical Electro-optical Characteristic Curves
(25 °C Free Air Temperature Unless Otherwise Specified)

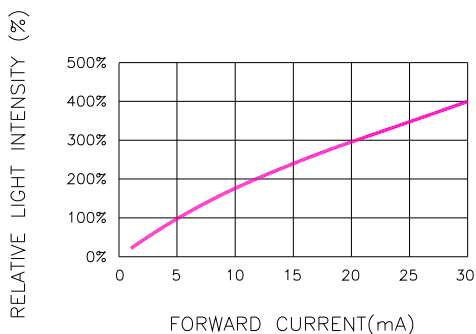


Fig.1 RELATIVE LIGHT INTENSITY VS. FORWARD CURRENT

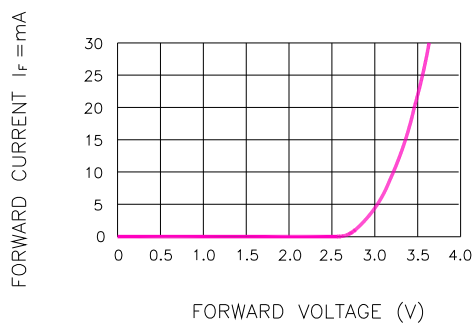


Fig.2 FORWARD CURRENT VS. FORWARD VOLTAGE

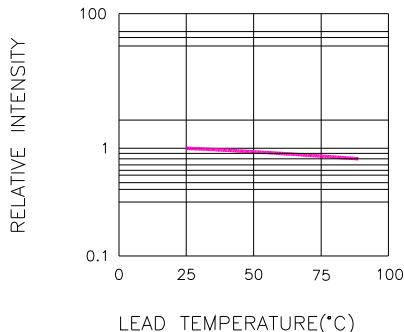


Fig.3 RELATIVE INTENSITY VS. LEAD TEMPERATURE
(PULSED 20 mA; 300us PULSE, 10ms PERIOD)

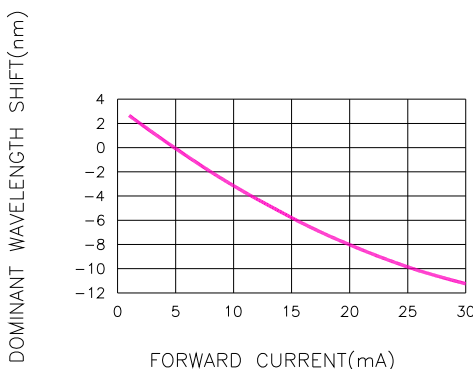


Fig.4 DOMINANT WAVELENGTH SHIFT VS. FORWARD CURRENT

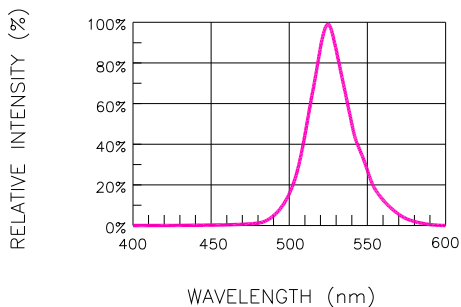


Fig.5 RELATIVE INTENSITY VS. WAVELENGTH

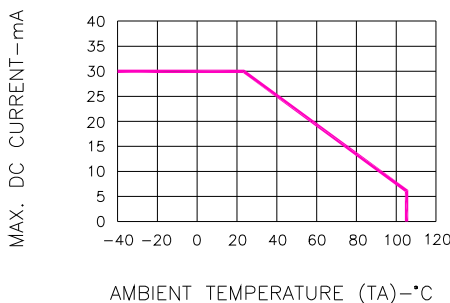


Fig.6 MAX. ALLOWABLE DC CURRENT VS. AMBIENT TEMPERATURE

Version: A Date: 10/22/2015

Opto Plus LED Corp. 7F-3, No.496, Bannan Road, Zhonghe Dist., New Taipei City 235, Taiwan (R.O.C)

Website: www.opled.com.tw E-mail: sales@opled.com.tw Tel: 886-2-2222-5698 Fax: 886-2-2222-2566

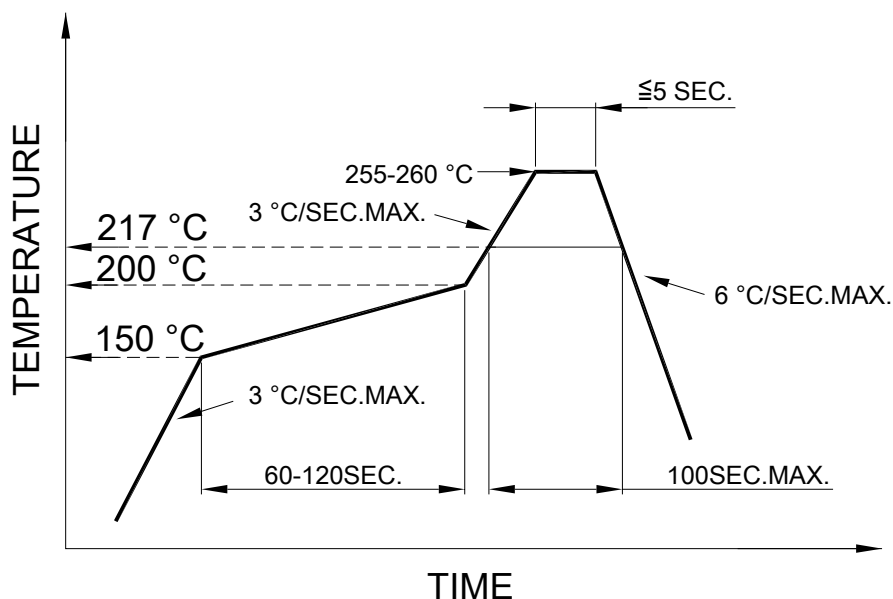


Opto Plus LED Corp.
0.20" SMD Type LED Display
OPS-D2010SPG-GW
OPS-D2011SPG-GW

● **SMT REFLOW SOLDERING INSTRUCTIONS**

SMT Soldering Profile

Pb free reflow soldering Profile



- We recommend the reflow temperature 245°C (+/- 5°C).
The maximum soldering temperature should be limited to 260°C.
- Number of reflow process shall be 2 times or less.

● **SOLDERING IRON**

Basic spec is ≤ 4 sec when 260°C. If temperature is higher, time should be shorter (+10°C → 1 sec). Power dissipation of Iron should be smaller than 15W, and temperature should be controllable. Surface temperature of the device should be under 230°C.

● **REWORK**

- Customer must finish rework within 3 sec. under 350°C.
- The head of soldering iron cannot touch copper foil.



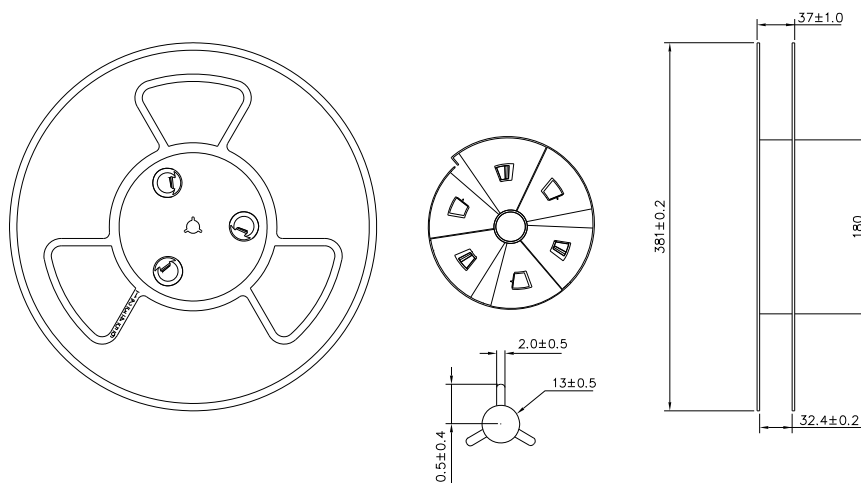
Opto Plus LED Corp.

0.20" SMD Type LED Display

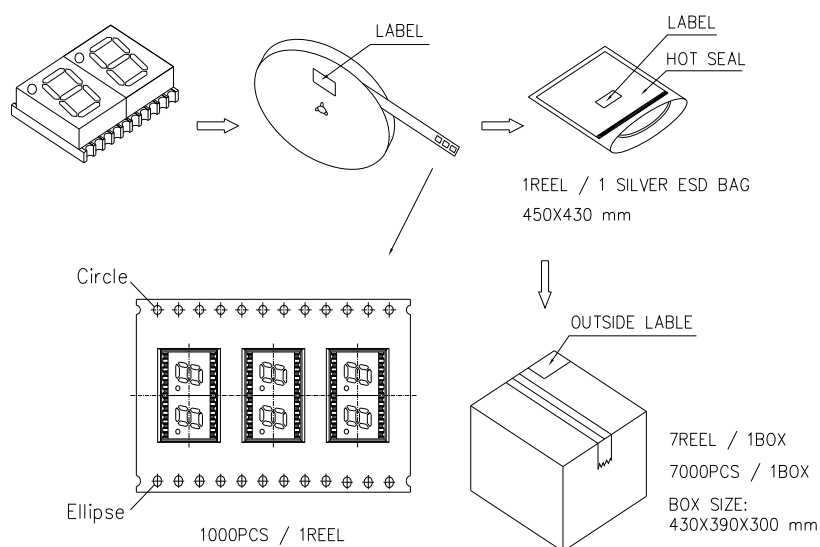
OPS-D2010SPG-GW

OPS-D2011SPG-GW

● REEL DIMENSIONS



● PACKING & LABEL SPECIFICATIONS



● STORAGE CONDITION

In factory original sealed bag package

TEMPERATURE CONDITION	HUMIDITY CONDITION
5°C ~ 30°C	Below 60%RH

After opened and not in factory original sealed bag package

TEMPERATURE CONDITION	HUMIDITY CONDITION	STORAGE TIME
5°C ~ 30°C	Below 60%RH	Within 4 weeks (MSL as level 2a)

Version: A Date: 10/22/2015

Opto Plus LED Corp. 7F-3, No.496, Bannan Road, Zhonghe Dist., New Taipei City 235, Taiwan (R.O.C)

Website: www.opled.com.tw E-mail: sales@opled.com.tw Tel: 886-2-2222-5698 Fax: 886-2-2222-2566