



Opto Plus LED Corp.
0.20" SMD Type LED Display
OPS-D2010LB-GW
OPS-D2011LB-GW

● **EDIT HISTORY**

Version A: Oct. 20, 2014

Preliminary Spec.

Version B: Jun. 30, 2015

Modify mechanical dimensions.

Manufacture	Examination	Approving



Opto Plus LED Corp.
0.20" SMD Type LED Display
OPS-D2010LB-GW
OPS-D2011LB-GW

● **FEATURES**

- 0.20 inch (5.08 mm) Digit Height.
- SMD type.
- Low current operation.
- Gray face, White segment.
- RoHS compliant, Pb Free.

● **DESCRIPTION**

The OPS-D2010LB-GW & OPS-D2011LB-GW are 0.20 inch (5.08 mm) height Dual digits 7-segment display.

This device utilizes Super Bright Blue LED chip which are made from InGaN On a transparent GaN, substrate.

The display has Gray face, White segment.

● **DEVICE**


PART NO	DESCRIPTION
OPS-D2010LB-GW	Common Anode
OPS-D2011LB-GW	Common Cathode

RoHS Compliance



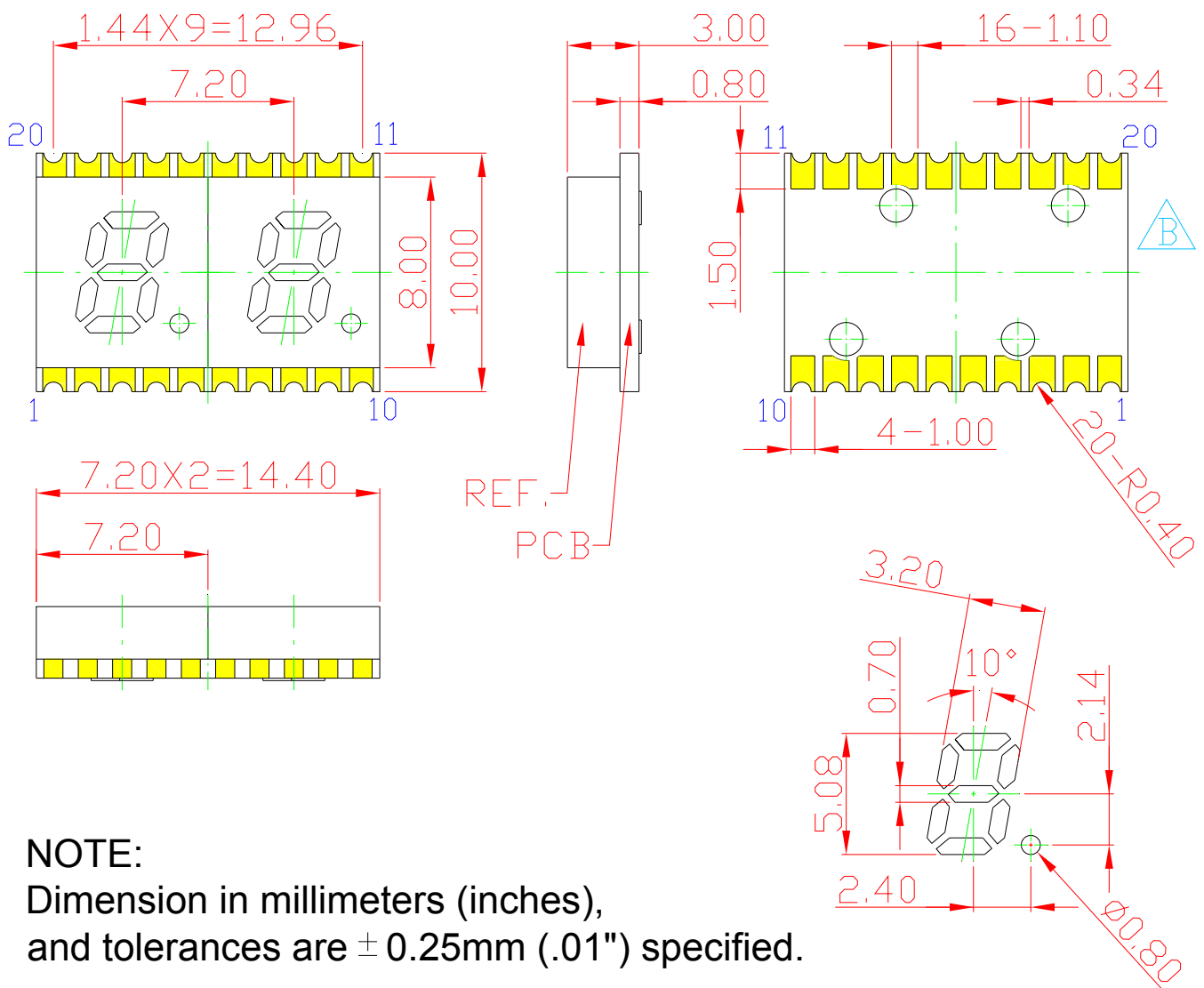
Pb free.






Opto Plus LED Corp.
0.20" SMD Type LED Display
OPS-D2010LB-GW
OPS-D2011LB-GW

● **MECHANICAL DIMENSIONS**



NOTE:

Dimension in millimeters (inches),
 and tolerances are $\pm 0.25\text{mm}$ (.01") specified.



Opto Plus LED Corp.

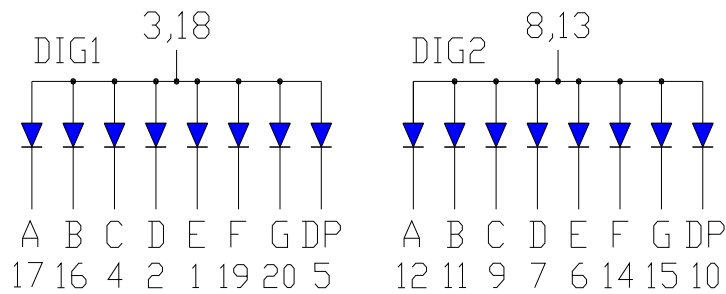
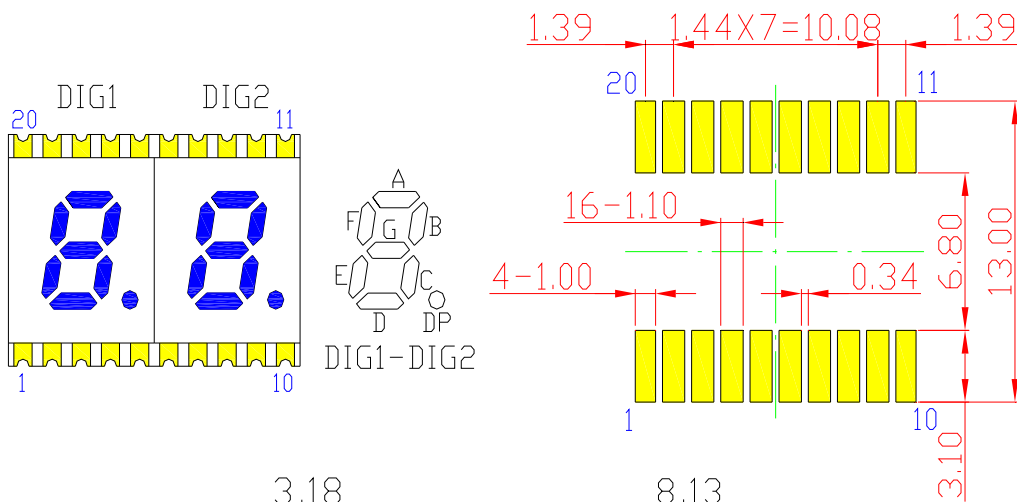
0.20" SMD Type LED Display

OPS-D2010LB-GW

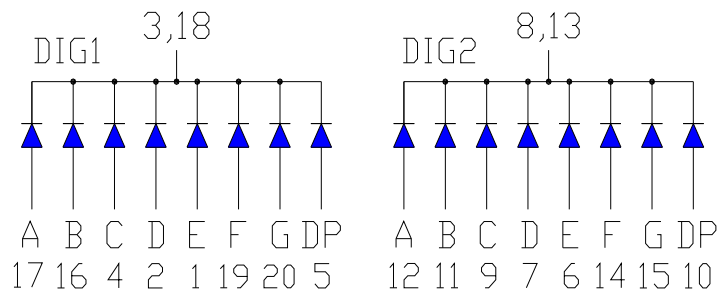
OPS-D2011LB-GW

● TYPICAL INTERNAL EQUIVALENT CIRCUIT


Recommended Soldering Pattern



OPS-D2010LB-GW (Common Anode)



OPS-D2011LB-GW (Common Cathode)



Opto Plus LED Corp.
0.20'' SMD Type LED Display
OPS-D2010LB-GW
OPS-D2011LB-GW

● **LB: SUPER BRIGHT BLUE (InGaN/GaN)**

ABSOLUTE MAXIMUM RATING AT Ta=25°C

Parameter	Symbol	Maximum Rating	Unit
Power dissipation	P_{AD}	120	mW
Derating liner from 25°C	-	0.3	mA / °C
Continuous forward current	I_{AF}	30	mA
Peak current (duty cycle 1/10, 1kHz)	I_{PF}	100	mA
Reverse voltage	V_R	5	V
Operating temperature	T_{OPR}	-40 to +105	°C
Storage temperature	T_{STG}	-40 to +105	°C

ELECTRICAL - OPTICAL CHARACTERISTICS AT Ta=25°C

Characteristic	Symbol	Condition	Min.	Type.	Max.	Unit
Forward Voltage, (Per Dice)	V_F	$I_F = 20\text{mA}$	-	3.2	4.0	V
Reverse Current, (Per Dice)	I_R	$V_R = 5\text{V}$	-	-	10	μA
Dominant Wavelength	λ_D	$I_F = 20\text{mA}$	464	-	474	nm
Luminous Intensity Per Segment	I_V	$I_F = 20\text{mA}$	6	-	40	mcd
Spectral radiation bandwidth	$\Delta\lambda$	$I_F = 20\text{mA}$	-	30	-	nm



Opto Plus LED Corp.
0.20" SMD Type LED Display
OPS-D2010LB-GW
OPS-D2011LB-GW

● **LB: BIN GRADE (Unit : mcd) Test Condition: 5V / 20mA**


Super Bright Blue	G	H	I
	6.0 ~ 17.0	17.1 ~ 28.0	28.1 ~ 40.0

● **LB: HUE GRADE (λD : nm)**

1	2	3
464.0 ~ 467.0	467.1 ~ 470.0	470.1 ~ 474.0

● **AVAILABLE BIN / HUE TABLE**

G1	H1	I1
G2	H2	I2
G3	H3	I3



Opto Plus LED Corp.

0.20" SMD Type LED Display

OPS-D2010LB-GW

OPS-D2011LB-GW

● LB: SUPER BRIGHT BLUE (InGaN/GaN) CURVE

Typical Electro-optical Characteristic Curves
(25 °C Free Air Temperature Unless Otherwise Specified)

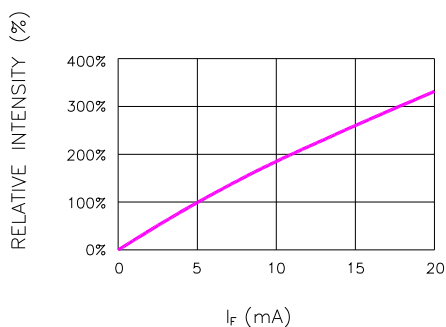


Fig.1 RELATIVE INTENSITY VS. FORWARD CURRENT

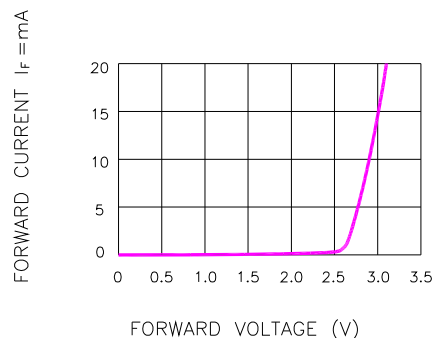


Fig.2 FORWARD CURRENT VS. FORWARD VOLTAGE

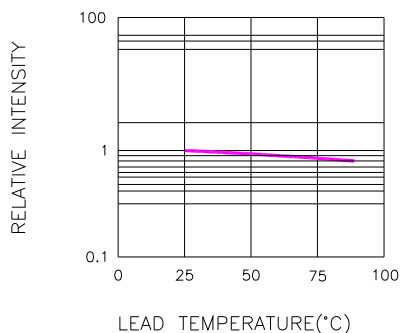


Fig.3 RELATIVE INTENSITY VS. LEAD TEMPERATURE
(PULSED 20 mA; 300us PULSE, 10ms PERIOD)

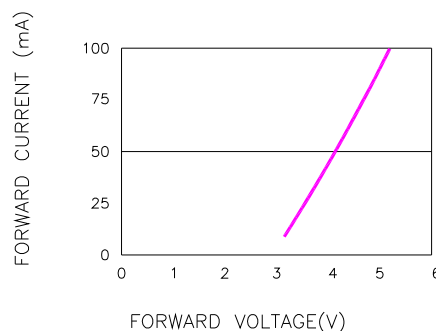


Fig.4 PEAK FORWARD VOLTAGE VS. FORWARD (100us TEST PULSE, 1% DUTY CYCLE)

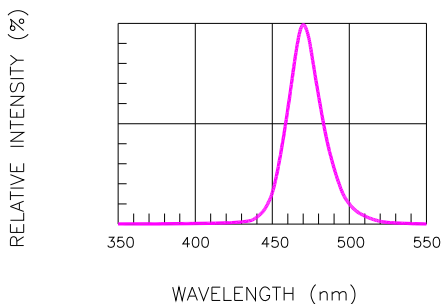


Fig.5 RELATIVE INTENSITY VS. WAVELENGTH

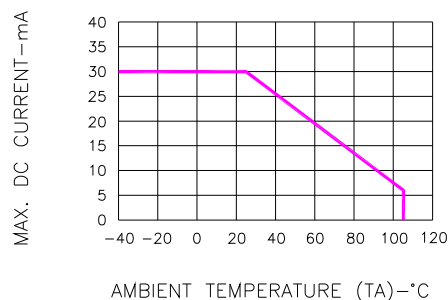


Fig.6 MAX. ALLOWABLE DC CURRENT VS. AMBIENT TEMPERATURE

Version: A Date: 06/30/2015

Opto Plus LED Corp. 7F-3, No.496, Bannan Road, Zhonghe Dist., New Taipei City 235, Taiwan (R.O.C)

Website: www.opled.com.tw E-mail: sales@opled.com.tw Tel: 886-2-2222-5698 Fax: 886-2-2222-2566

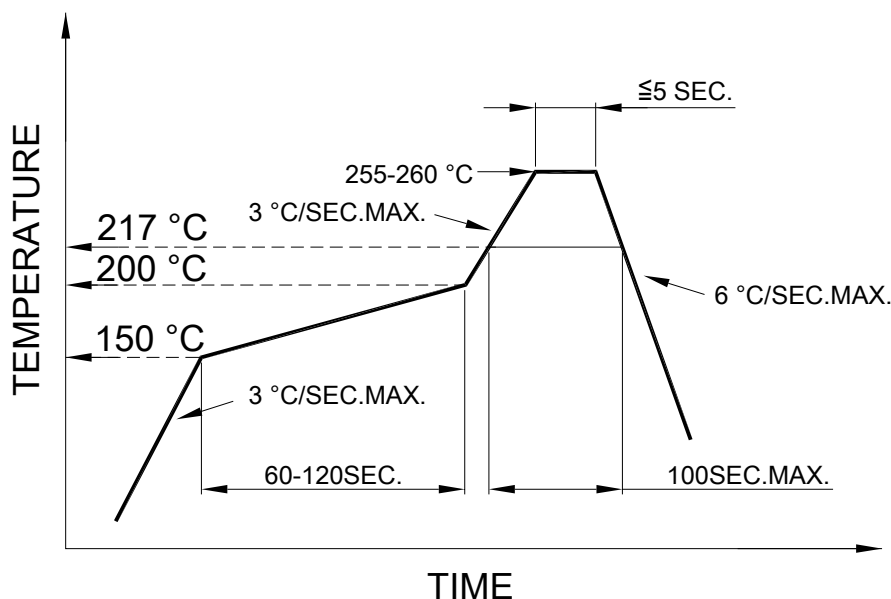


Opto Plus LED Corp.
0.20'' SMD Type LED Display
OPS-D2010LB-GW
OPS-D2011LB-GW

● **SMT REFLOW SOLDERING INSTRUCTIONS**

SMT Soldering Profile

Pb free reflow soldering Profile



● **SOLDERING IRON**

Basic spec is ≤ 4 sec when 260°C. If temperature is higher, time should be shorter (+10°C→1 sec). Power dissipation of Iron should be smaller than 15W, and temperature should be controllable. Surface temperature of the device should be under 230°C.

● **REWORK**

- Customer must finish rework within 3 sec. under 350°C.
- The head of soldering iron cannot touch copper foil.

Version: A Date: 06/30/2015

Opto Plus LED Corp. 7F-3, No.496, Bannan Road, Zhonghe Dist., New Taipei City 235, Taiwan (R.O.C)
Website: www.opled.com.tw E-mail: sales@opled.com.tw Tel: 886-2-2222-5698 Fax: 886-2-2222-2566



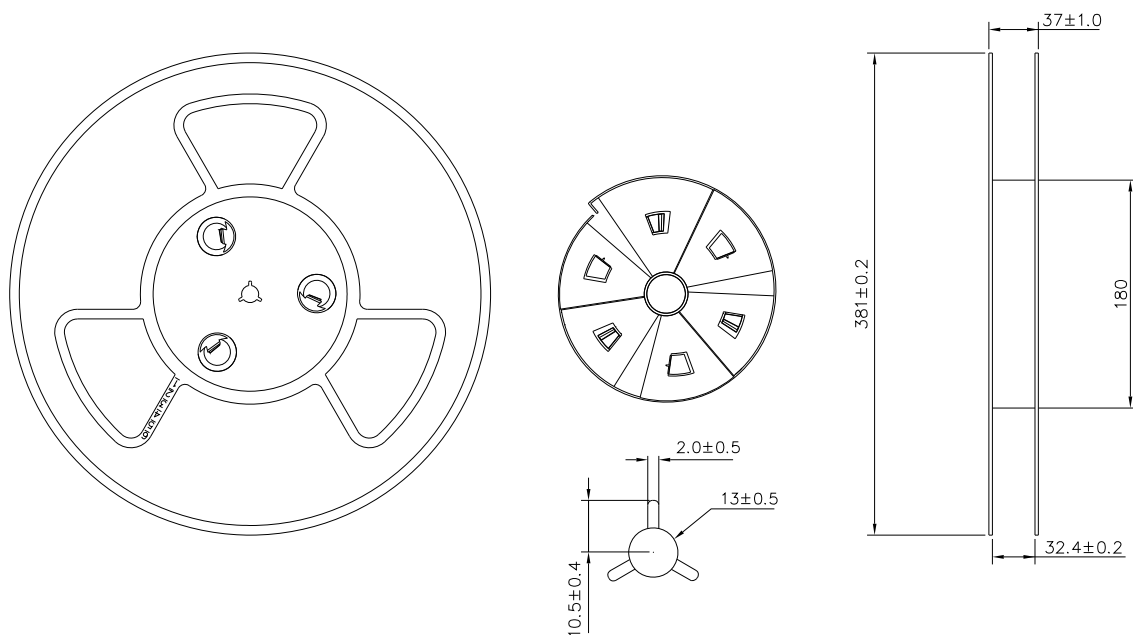
Opto Plus LED Corp.

0.20" SMD Type LED Display

OPS-D2010LB-GW

OPS-D2011LB-GW

● REEL DIMENSIONS



● PACKING & LABEL SPECIFICATIONS

