



Opto Plus LED Corp.
0.56" Case Mold Type LED Display
OPD-T5610YG-GW
OPD-T5611YG-GW

● **EDIT HISTORY**

Version A: Dec. 21, 2011

New color data sheet.

Version B: Mar. 1, 2012

Add bin & hue data

Version C: Sep.18, 2014

Add package dimensions.

Manufacture	Examination	Approving



Opto Plus LED Corp.
0.56" Case Mold Type LED Display
OPD-T5610YG-GW
OPD-T5611YG-GW

● **FEATURES**

- 0.56 inch (14.20 mm) Digit Height.
- Low current operation.
- Case mold type.
- Gray face, White segment.
- RoHS compliant, Pb Free.

● **DESCRIPTION**

The OPD-T5610YG-GW & OPD-T5611YG-GW is a 0.56 inch (14.20 mm) height triple digits display.

This device utilizes Super Bright Yellow Green LED chip which are made from AlGaInP on a transparent GaAs substrate. The display has Gray face, White segment.

● **DEVICE**

PART NO	DESCRIPTION
Super Bright Yellow Green	
OPD-T5610YG-GW	Common Anode
OPD-T5611YG-GW	Common Cathode

RoHS Compliance



Pb free.





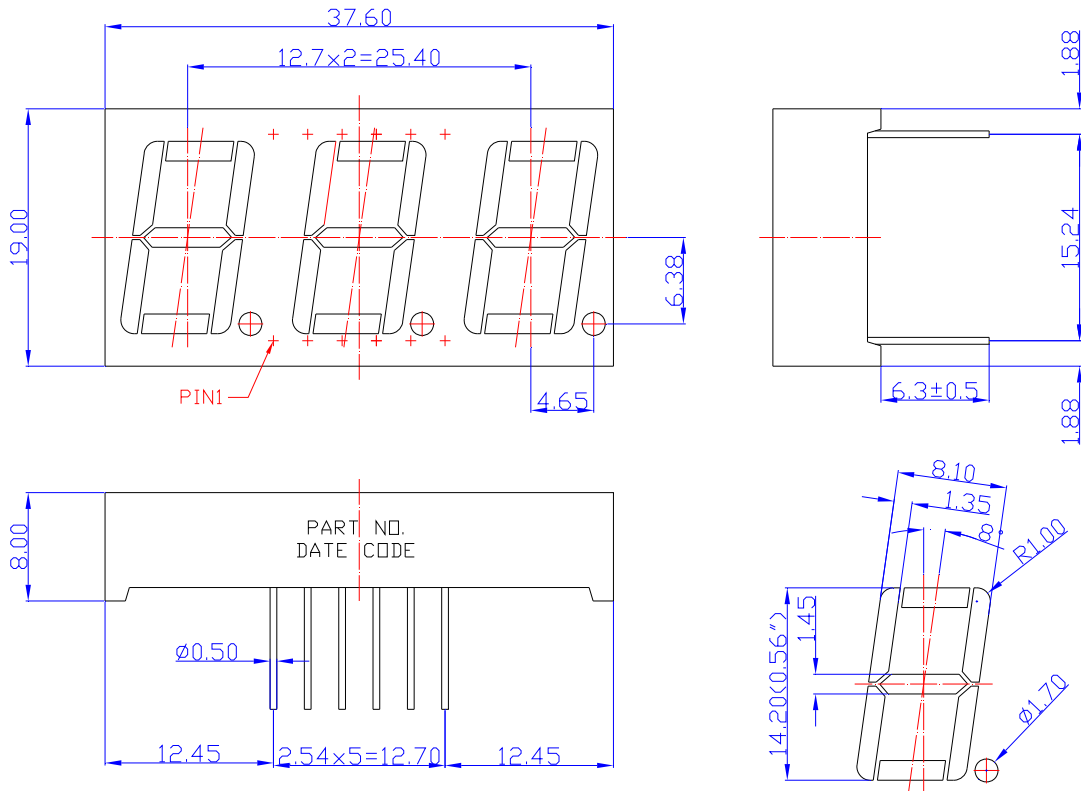
Opto Plus LED Corp.

0.56" Case Mold Type LED Display

OPD-T5610YG-GW

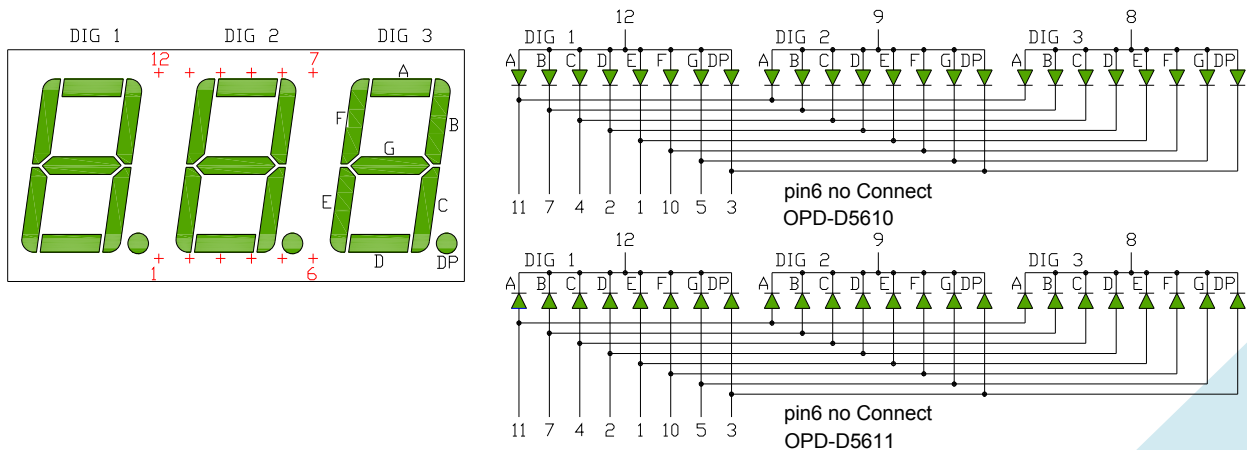
OPD-T5611YG-GW

● MECHANICAL DIMENSIONS



NOTES: All dimensions are in millimeters. Tolerances are ± 0.25 mm unless otherwise noted.

● TYPICAL INTERNAL EQUIVALENT CIRCUIT





Opto Plus LED Corp.
0.56" Case Mold Type LED Display
OPD-T5610YG-GW
OPD-T5611YG-GW

● **YG: SUPER BRIGHT YELLOW GREEN (AlGaInP/GaAs)**

ABSOLUTE MAXIMUM RATING AT Ta=25°C

Parameter	Symbol	Super Bright Yellow Green	Unit
Power dissipation per dice	P _{AD}	85	mW
Derating liner from 25°C per dice	-	0.42	mA / °C
Continuous forward current per dice	I _{AF}	30	mA
Peak current per dice (duty cycle 1/10, 1kHz)	I _{PF}	120	mA
Reverse voltage per dice	V _R	5	V
Operating temperature	T _{OPR}	-25 to +85	°C
Storage temperature	T _{STG}	-25 to +85	°C

ELECTRICAL - OPTICAL CHARACTERISTICS AT Ta=25°C

Characteristic	Symbol	Condition	Min.	Typ.	Max.	Unit
Forward voltage	V _F	I _F =20mA	-	2.1	2.6	V
Reverse current	I _R	V _R =5V	-	-	10	μA
Peak wavelength	λ _P	I _F =20mA	-	573	-	nm
Dominant wavelength	λ _D	I _F =20mA	-	571	-	nm
Luminous intensity	I _v	I _F =20mA	-	25	-	mcd
Spectral radiation bandwidth	Δλ	I _F =20mA	-	20	-	nm



Opto Plus LED Corp.
0.56" Case Mold Type LED Display
OPD-T5610YG-GW
OPD-T5611YG-GW

● **YG: BIN GRADE (Unit : mcd / I_F =20mA)**

Yellow Green	M	N
	10~24	25~40

● **YG: HUE GRADE (λD : nm)**

1	2	3
569~570	571~572	573~574

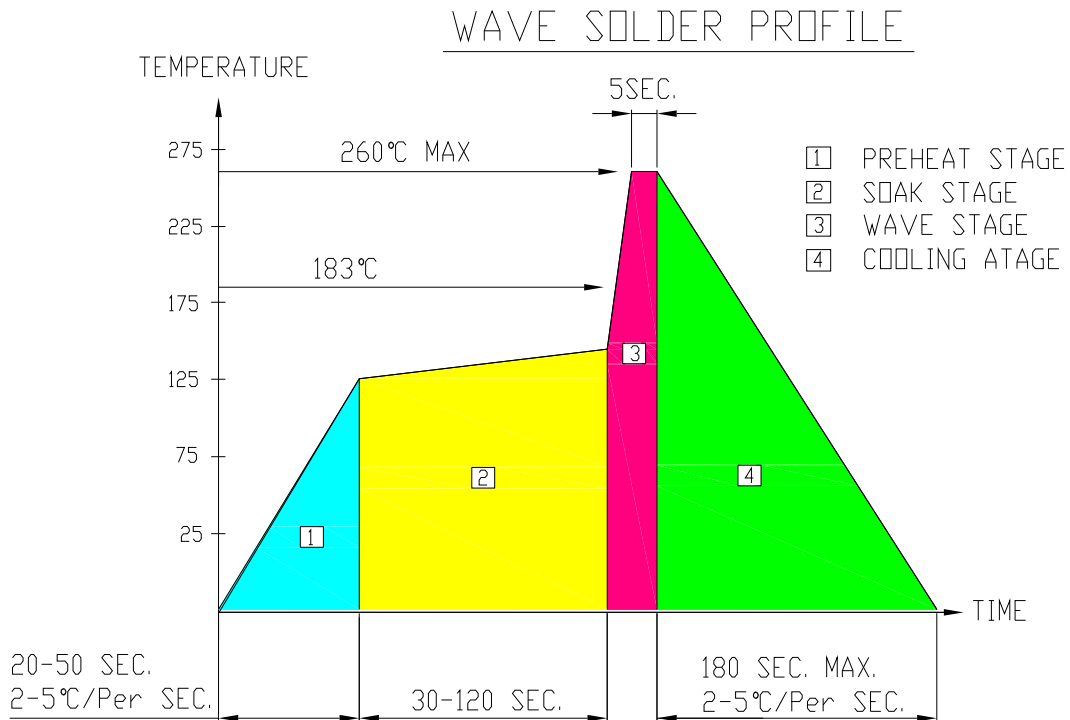
● **AVAILABLE BIN / HUE TABLE**

M1	M2	M3
N1	N2	N3



Opto Plus LED Corp.
0.56" Case Mold Type LED Display
OPD-T5610YG-GW
OPD-T5611YG-GW

● **RECOMMEND SOLDERING PROFILE**



● **Note:**

- Recommend pre-heat temperature of 105°C or less (as measured with a thermocouple attached to the LED pins) prior to immersion in the solder wave with a maximum solder bath temperature of 260°C
- Peak wave soldering temperature between 245°C ~ 225°C for 3 sec (5 sec max)
- No more than one wave soldering pass

● **SOLDERING IRON**

Basic spec is ≤ 4 sec when 260°C. If temperature is higher, time should be shorter (+10°C→1 sec). Power dissipation of Iron should be smaller than 15W, and temperature should be controllable. Surface temperature of the device should be under 230°C.

● **REWORK**


Customer must finish rework within ≤ 3 sec under 350°C.
The head of soldering iron cannot touch copper foil.



Opto Plus LED Corp.
0.56" Case Mold Type LED Display
OPD-T5610YG-GW
OPD-T5611YG-GW

● **PACKAGE DIMENSIONS**

117 PCS / 1 White Polyform (9 X 13 PCS)

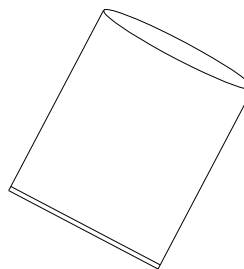


5 White Polyform / 1 BAG

585PCS / 1 Inner Carton

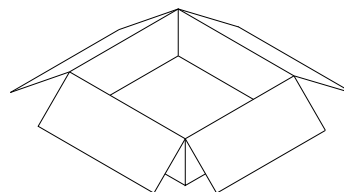


A reference for packing within bag.

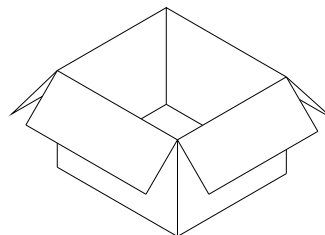


BAG SIZE : 450X410X560

585 PCS / 1 INNER CARTON & 1170 PCS / 2 INNER CARTON / 1 OUTER CARTON



INNER BOX SIZE : 394 x 370 x 138 mm



OUTER BOX SIZE : 430 x 390 x 300 mm

● **Note:**

LED DISPLAY STANDARD STORAGED CONDITION

Product in the original packaging material state is the recommended storage conditions.

TERATURE CONDITION	HUMIDITY CONDITION
5°C ~ 30°C	Below 60%RH

If the storage conditions do not meet specification standards, the component pins may become oxidized requiring re-plating and re-sorting before use. Suggest customers consume LEDs as soon as possible, and avoid long-term storage of large inventories.