



Opto Plus LED Corp.
0.56" Case Mold Type LED Display
OPD-T5610LY-GW
OPD-T5611LY-GW

● **EDIT HISTORY**

Version A: Sep. 11, 2015

Preliminary Spec.

Manufacture	Examination	Approving



Opto Plus LED Corp.
0.56" Case Mold Type LED Display
OPD-T5610LY-GW
OPD-T5611LY-GW

● **FEATURES**

- 0.56 inch (14.20 mm) Digit Height.
- Low current operation.
- Case mold type.
- Gray face, White segment.
- RoHS compliant, Pb Free.

● **DESCRIPTION**

The OPD-T5610LY-GW & OPD-T5611LY-GW is a 0.56 inch (14.20mm) height triple digits display.

This device utilizes Super Bright Yellow LED chip which are made from AlGaInP on a transparent GaAs, substrate. The display has Gray face, White segment.

● **DEVICE**

PART NO Super Bright Yellow	DESCRIPTION
OPD-T5610LY-GW	Common Anode
OPD-T5611LY-GW	Common Cathode

RoHS Compliance



Pb free.





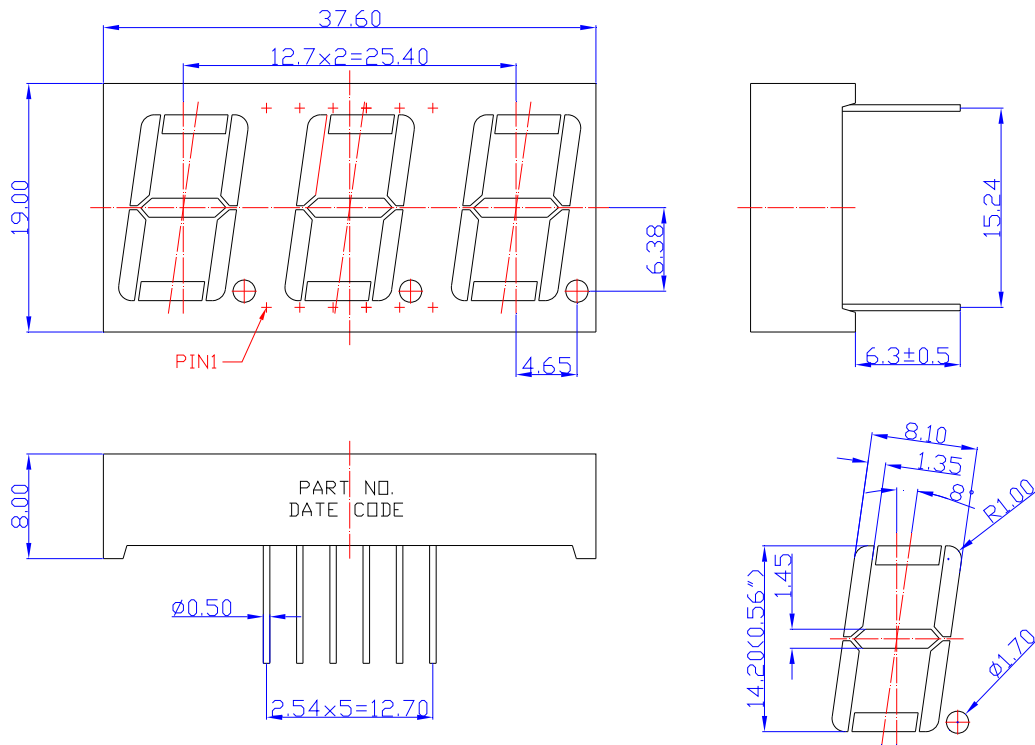
Opto Plus LED Corp.

0.56" Case Mold Type LED Display

OPD-T5610LY-GW

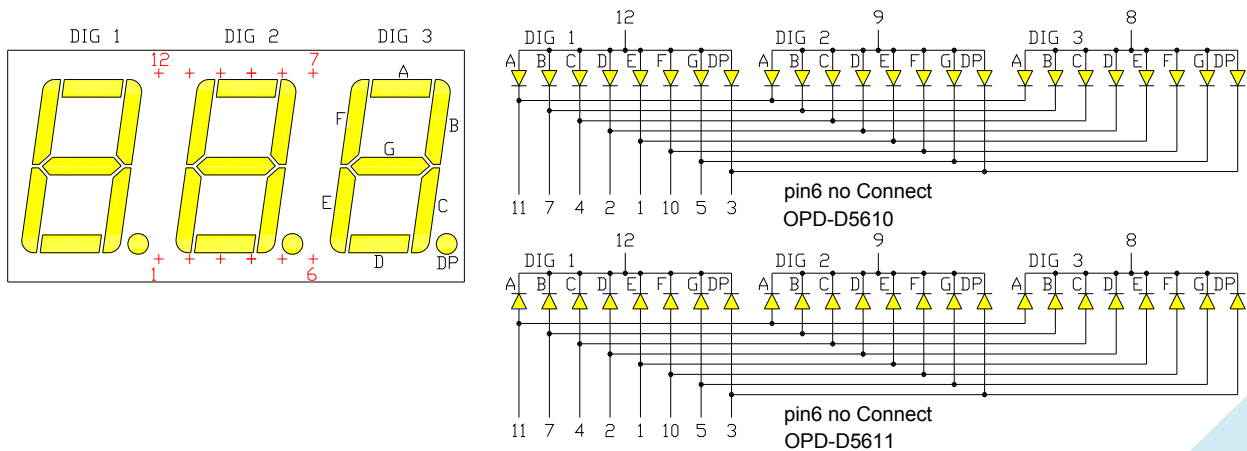
OPD-T5611LY-GW

MECHANICAL DIMENSIONS



NOTES: All dimensions are in millimeters. Tolerances are ± 0.25 mm unless otherwise noted.

TYPICAL INTERNAL EQUIVALENT CIRCUIT





Opto Plus LED Corp.
0.56" Case Mold Type LED Display
OPD-T5610LY-GW
OPD-T5611LY-GW

● **LY: SUPER BRIGHT YELLOW (AlGaInP/GaAs)**

ABSOLUTE MAXIMUM RATING AT Ta=25°C

Parameter	Symbol	Super Bright Yellow	Unit
Power dissipation per dice	P _{AD}	70	mW
Derating liner from 25°C per dice	-	0.33	mA / °C
Continuous forward current per dice	I _{AF}	25	mA
Peak current per dice (duty cycle 1/10, 1kHz)	I _{PF}	90	mA
Reverse voltage per dice	V _R	5	V
Operating temperature	T _{OPR}	-25 to +85	°C
Storage temperature	T _{STG}	-25 to +85	°C

ELECTRICAL - OPTICAL CHARACTERISTICS AT Ta=25°C

Characteristic	Symbol	Condition	Min.	Typ.	Max.	Unit
Forward voltage	V _F	I _F =20mA	-	2.0	2.6	V
Reverse current	I _R	V _R =5V	-	-	10	μA
Peak wavelength	λ _P	I _F =20mA	-	593	-	nm
Dominant wavelength	λ _D	I _F =20mA	585	590	595	nm
Luminous intensity	I _v	I _F =20mA	-	60	-	mcd
Spectral radiation bandwidth	Δλ	I _F =20mA	-	20	-	nm



Opto Plus LED Corp.

0.56" Case Mold Type LED Display

OPD-T5610LY-GW

OPD-T5611LY-GW

● LY: SUPER BRIGHT YELLOW (AlGaInP/GaAs) CURVE

Typical Electro-optical Characteristic Curves
(25 °C Free Air Temperature Unless Otherwise Specified)

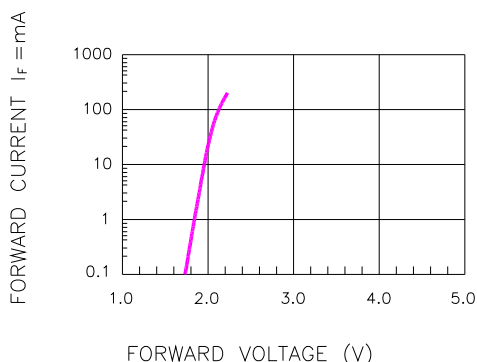


Fig.1 FORWARD CURRENT VS. FORWARD VOLTAGE

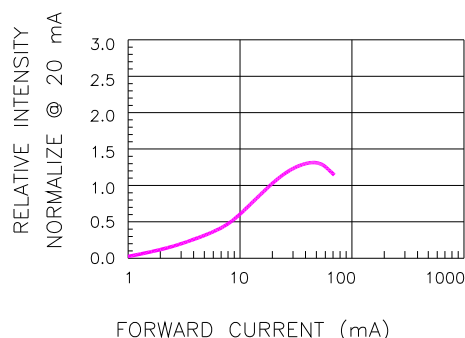


Fig.2 RELATIVE INTENSITY VS. FORWARD CURRENT

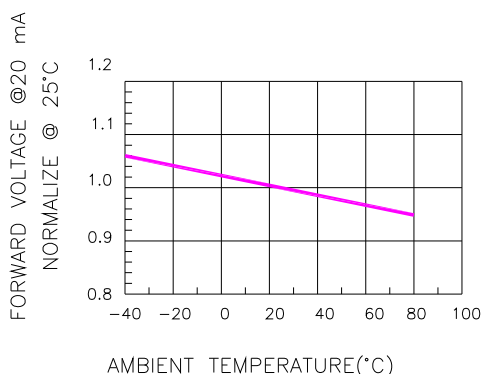


Fig.3 FORWARD VOLTAGE VS. TEMPERATURE

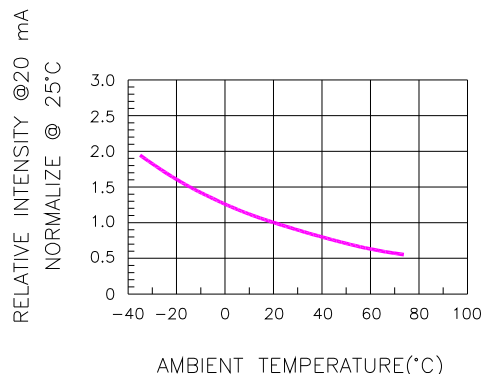


Fig.4 RELATIVE INTENSITY VS. TEMPERATURE

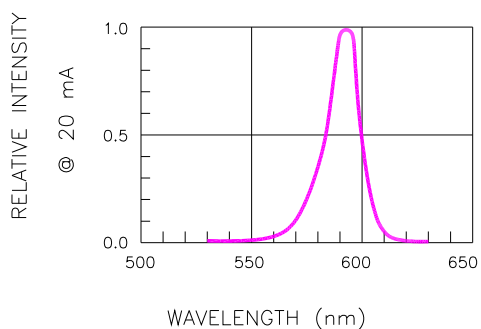


Fig.5 RELATIVE INTENSITY VS. WAVELENGTH

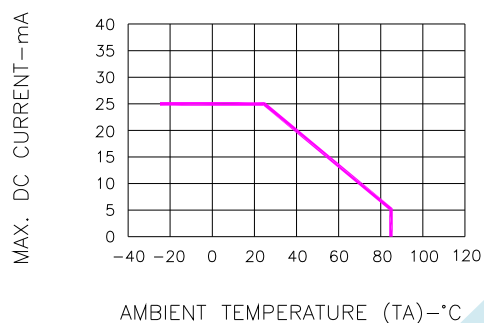
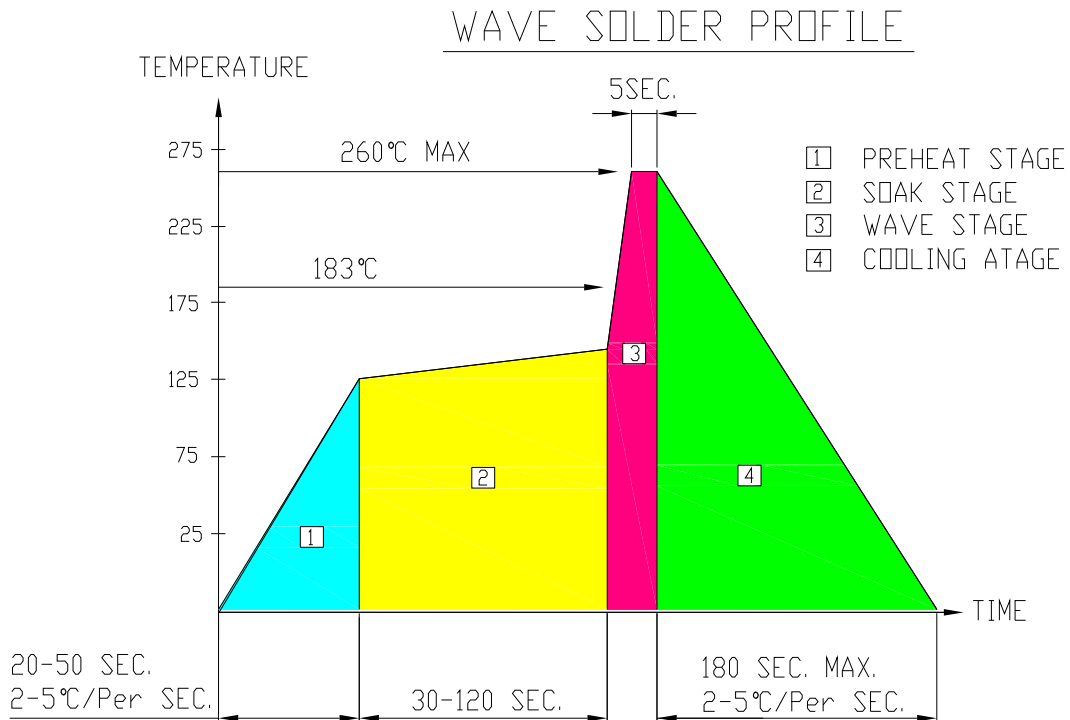


Fig.6 MAX. ALLOWABLE DC CURRENT VS. AMBIENT TEMPERATURE



Opto Plus LED Corp.
0.56" Case Mold Type LED Display
OPD-T5610LY-GW
OPD-T5611LY-GW

● **RECOMMEND SOLDERING PROFILE**



● **Note:**

- Recommend pre-heat temperature of 105°C or less (as measured with a thermocouple attached to the LED pins) prior to immersion in the solder wave with a maximum solder bath temperature of 260°C
- Peak wave soldering temperature between 245°C ~ 225°C for 3 sec (5 sec max)
- No more than one wave soldering pass

● **SOLDERING IRON**

Basic spec is ≤ 4 sec when 260°C. If temperature is higher, time should be shorter (+10°C→1 sec). Power dissipation of Iron should be smaller than 15W, and temperature should be controllable. Surface temperature of the device should be under 230°C.

● **REWORK**


Customer must finish rework within ≤ 3 sec under 350°C.
The head of soldering iron cannot touch copper foil.



Opto Plus LED Corp.
0.56" Case Mold Type LED Display
OPD-T5610LY-GW
OPD-T5611LY-GW

● **PACKAGE DIMENSIONS**

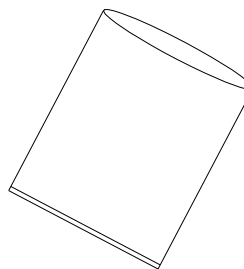
117 PCS / 1 White Polyform (9 X 13 PCS)



5 White Polyform / 1 BAG
 585PCS / 1 Inner Carton

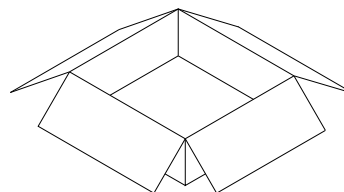


A reference for packing within bag.

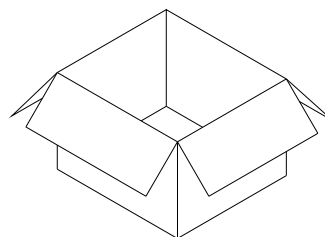


BAG SIZE : 450X410X560

585 PCS / 1 INNER CARTON & 1170 PCS / 2 INNER CARTON / 1 OUTER CARTON



INNER BOX SIZE : 394 x 370 x 138 mm



OUTER BOX SIZE : 430 x 390 x 300 mm

● **Note:**

LED DISPLAY STANDARD STORAGED CONDITION

Product in the original packaging material state is the recommended storage conditions.

TERATURE CONDITION	HUMIDITY CONDITION
5°C ~ 30°C	Below 60%RH

If the storage conditions do not meet specification standards, the component pins may become oxidized requiring re-plating and re-sorting before use. Suggest customers consume LEDs as soon as possible, and avoid long-term storage of large inventories.