



Opto Plus LED Corp.
5.0" Case Mold Type LED Display
OPD-S50010Y-BW
OPD-S50011Y-BW

● **FEATURES**

- 5.0 inch (126.4 mm) Digit Height.
- Low current operation.
- Case mold type.
- Black face, White segment.
- RoHS compliant, Pb Free.

● **DESCRIPTION**

The OPD-S50010Y-BW & OPD-S50011Y-BW is a 5.0 inch (126.4 mm) height single 7-segment display

This device utilizes Yellow LED chip which are made from GaAsP on a transparent GaP substrate. The display has Black face, White segment.

● **DEVICE**

| PART NO Yellow | DESCRIPTION |
|--------------------------|--------------------|
| OPD-S50010Y-BW | Common Anode |
| OPD-S50011Y-BW | Common Cathode |

RoHS Compliance



Pb free.





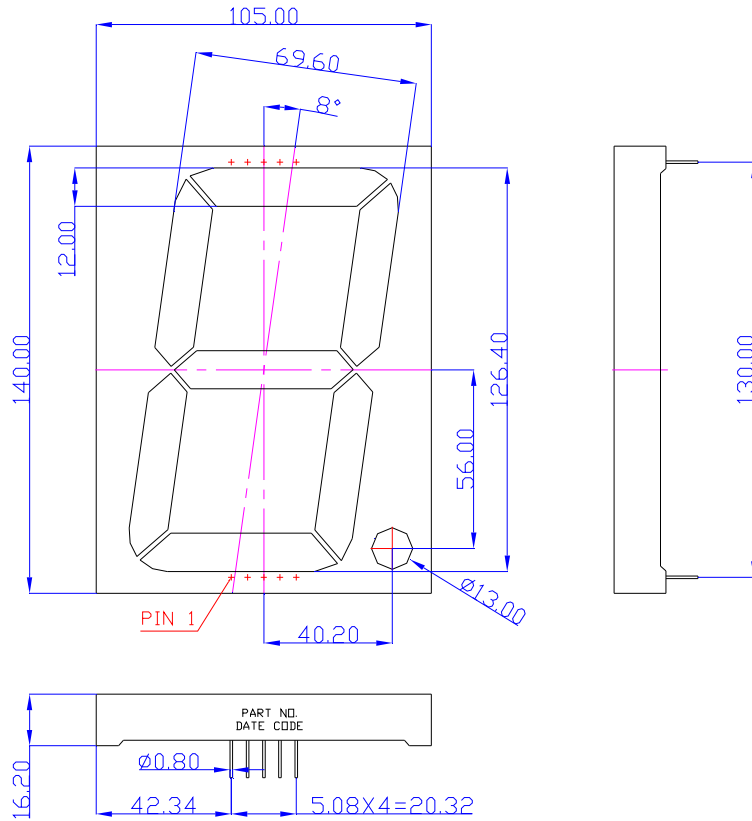
Opto Plus LED Corp.

5.0" Case Mold Type LED Display

OPD-S50010Y-BW

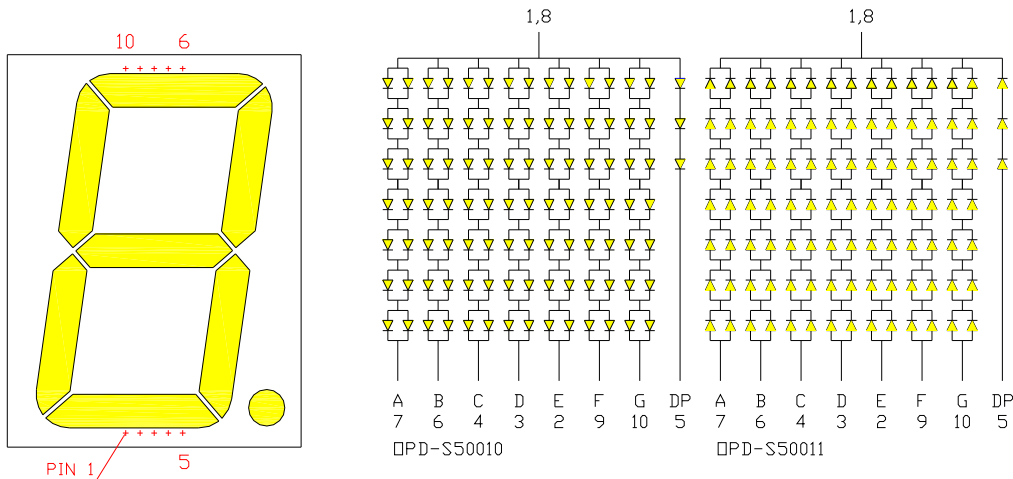
OPD-S50011Y-BW

● MECHANICAL DIMENSIONS



NOTES: All dimensions are in millimeters. Tolerances are ± 0.25 mm unless otherwise noted.

● TYPICAL INTERNAL EQUIVALENT CIRCUIT





Opto Plus LED Corp.
5.0" Case Mold Type LED Display
OPD-S50010Y-BW
OPD-S50011Y-BW

● **Y: YELLOW (GaAsP/GaP)**

ABSOLUTE MAXIMUM RATING AT Ta=25°C

| Parameter | Symbol | Yellow | Unit |
|---|------------------|------------|-------|
| Power dissipation per dice | P _{AD} | 70 | mW |
| Derating Liner from 25°C per dice | - | 0.25 | mA/°C |
| Continuous forward current per dice | I _{AF} | 20 | mA |
| Peak current per dice (duty cycle 1/10, 1kHz) | I _{PF} | 90 | mA |
| Reverse voltage per dice | V _R | 5 | V |
| Operating temperature | T _{OPR} | -25 to +85 | °C |
| Storage temperature | T _{STG} | -25 to +85 | °C |

ELECTRICAL - OPTICAL CHARACTERISTICS AT Ta=25°C

| Characteristic | Symbol | Condition | Min. | Typ. | Max. | Unit |
|----------------------------------|----------------|--|------|---------------|---------------|------|
| Forward voltage per Segment (DP) | V _F | I _F =40mA (I _F =20mA) | - | 14.0 (6.0) | 18.2 (7.8) | V |
| Reverse current per Segment (DP) | I _R | V _R =35V (V _R =15V) | - | - | 10 | μA |
| Peak wavelength | λ _P | I _F =20mA | - | 589 | - | nm |
| Dominant wavelength | λ _d | I _F =20mA | - | 590 | - | nm |
| Luminous intensity | I _V | I _F =20mA | - | 70 | - | mcd |
| Spectral radiation bandwidth | Δλ | I _F =20mA | - | 35 | - | nm |



Opto Plus LED Corp.

5.0" Case Mold Type LED Display

OPD-S50010Y-BW

OPD-S50011Y-BW

● Y: YELLOW (GaAsP/GaP) CURVE

Typical Electro-optical Characteristic Curves (25 °C Free Air Temperature Unless Otherwise Specified)

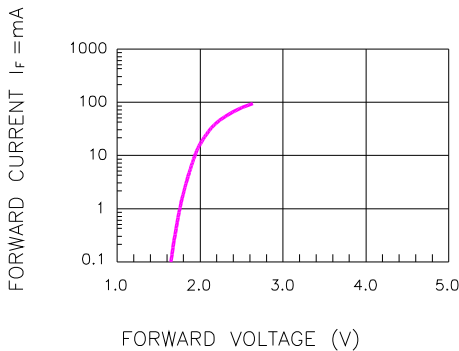


Fig.1 FORWARD CURRENT VS. FORWARD VOLTAGE

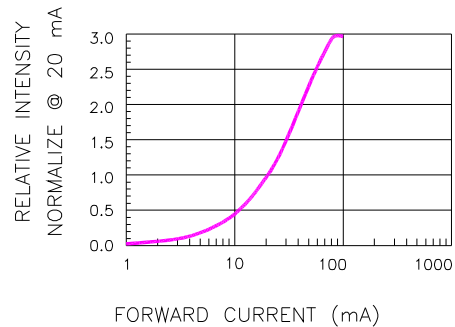


Fig.2 RELATIVE INTENSITY VS. FORWARD CURRENT

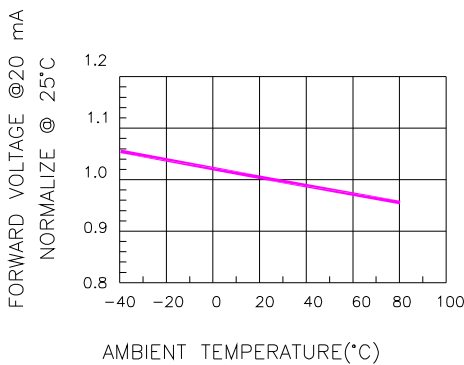


Fig.3 FORWARD VOLTAGE VS. TEMPERATURE

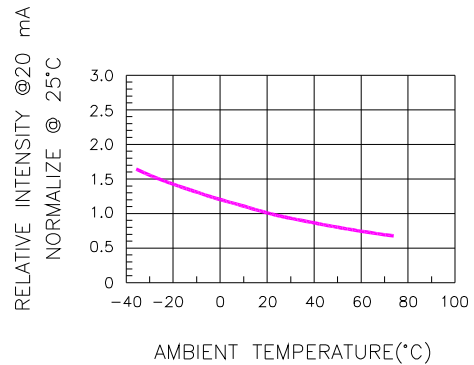


Fig.4 RELATIVE INTENSITY VS. TEMPERATURE

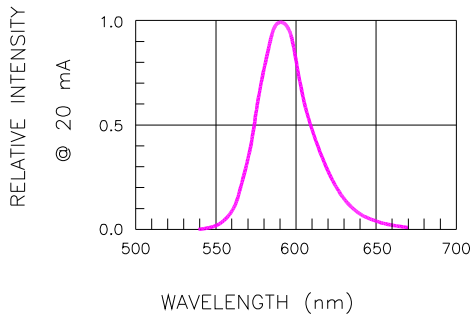


Fig.5 RELATIVE INTENSITY VS. WAVELENGTH

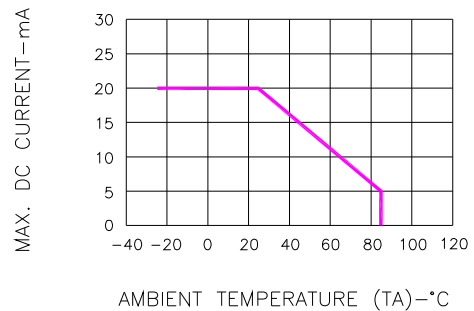
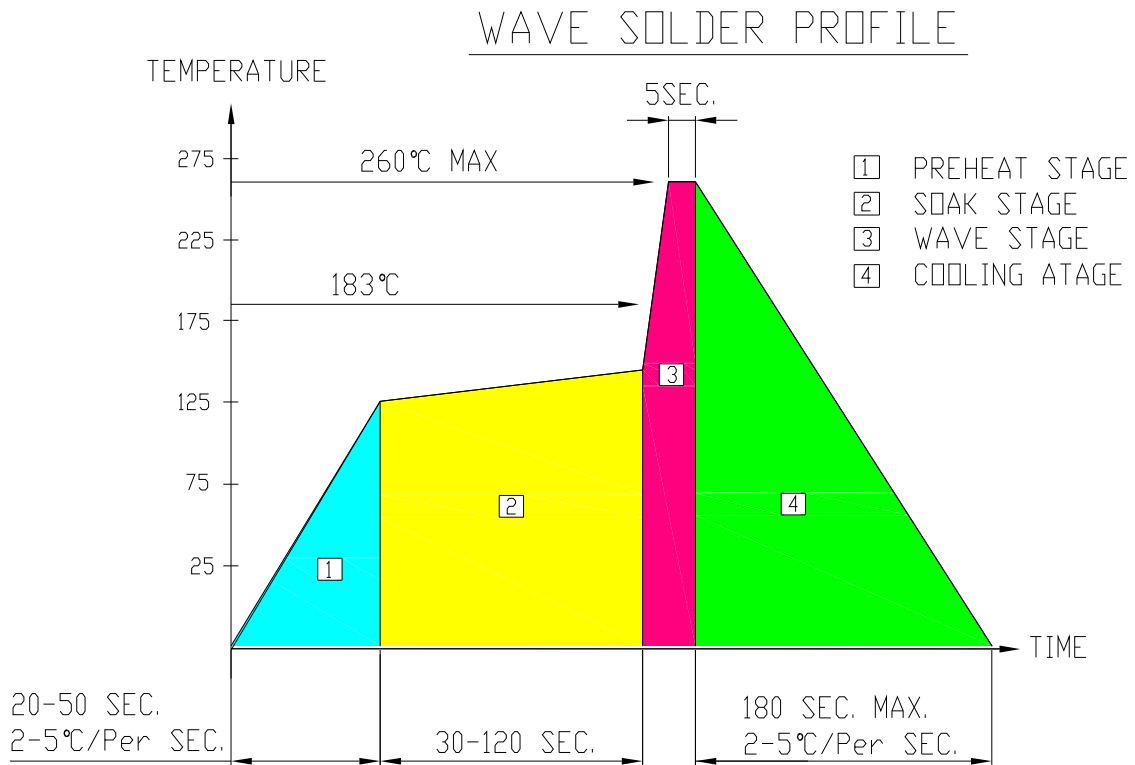


Fig.6 MAX. ALLOWABLE DC CURRENT VS. AMBIENT TEMPERATURE



Opto Plus LED Corp.
5.0" Case Mold Type LED Display
OPD-S50010Y-BW
OPD-S50011Y-BW

● **RECOMMEND SOLDERING PROFILE**



● **SOLDERING IRON**

Basic spec is ≤ 4 sec when 260°C. If temperature is higher, time should be shorter (+10°C→1 sec). Power dissipation of Iron should be smaller than 15W, and temperature should be controllable. Surface temperature of the device should be under 230°C.

● **REWORK**

Customer must finish rework within ≤ 4 sec under 245°C.