



Opto Plus LED Corp.
0.28" Case Mold Type LED Display
OPD-Q2810LB-GW
OPD-Q2811LB-GW

● **EDIT HISTORY**

Version A : Sep. 10, 2015
Preliminary Spec.

Manufacture	Examination	Approving



Opto Plus LED Corp.
0.28" Case Mold Type LED Display
OPD-Q2810LB-GW
OPD-Q2811LB-GW

● **FEATURES**

- 0.28 inch (7.0 mm) Digit Height.
- Low current operation.
- Case mold type.
- Gray face, White segment.
- RoHS compliant, Pb Free.

● **DESCRIPTION**

The OPD-Q2810LB-GW & OPD-Q2811LB-GW is a 0.28 inch (7.0 mm) height quadruple digits display.

This device utilizes Super Bright Blue LED chip which are made from InGaN on a transparent GaN, substrate. The display has Gray face, White segment.

● **DEVICE**

PART NO Super Bright Blue	DESCRIPTION
OPD-Q2810 LB-GW	Common Anode
OPD-Q2811 LB-GW	Common Cathode

RoHS Compliance



Pb free.





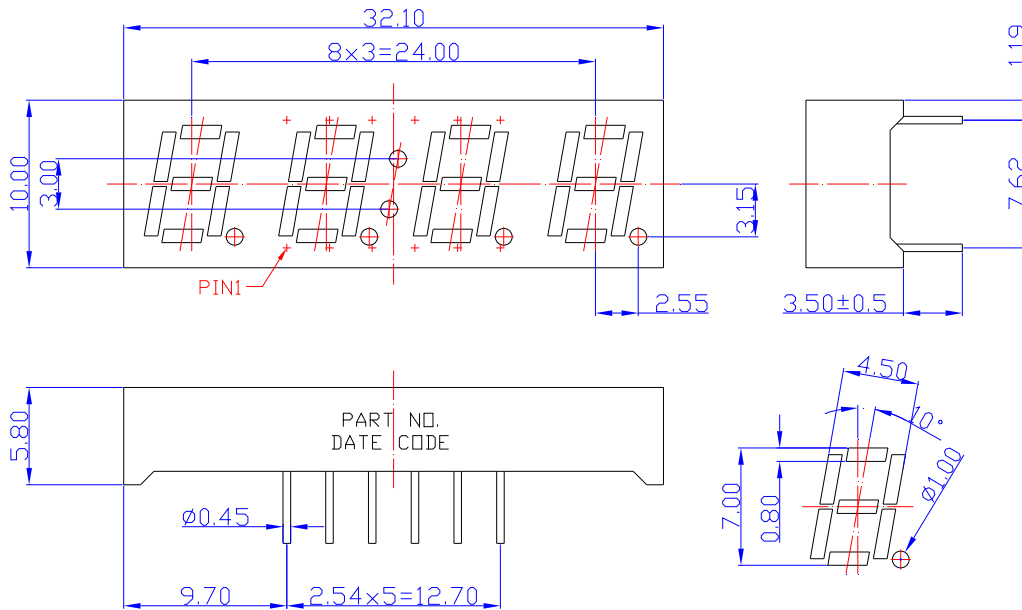
Opto Plus LED Corp.

0.28" Case Mold Type LED Display

OPD-Q2810LB-GW

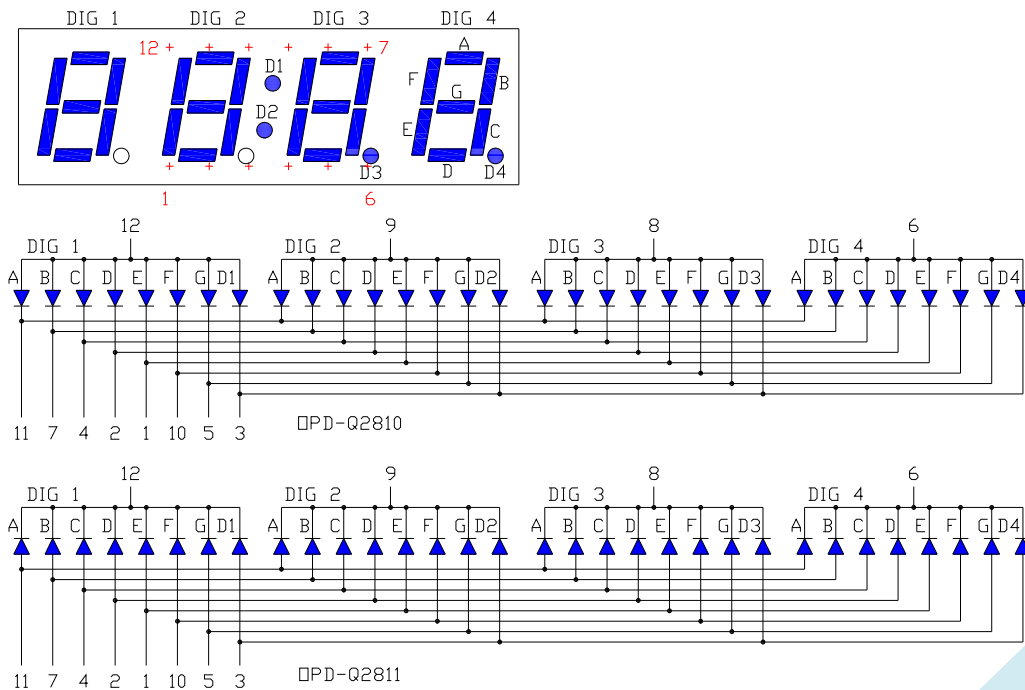
OPD-Q2811LB-GW

MECHANICAL DIMENSIONS



NOTES: All dimensions are in millimeters. Tolerances are ± 0.25 mm unless otherwise noted.

TYPICAL INTERNAL EQUIVALENT CIRCUIT





Opto Plus LED Corp.
0.28" Case Mold Type LED Display
OPD-Q2810LB-GW
OPD-Q2811LB-GW

● **B: SUPER BRIGHT BLUE (InGaN/GaN)**

ABSOLUTE MAXIMUM RATING AT Ta=25°C

Parameter	Symbol	Super Bright Blue	Unit
Power dissipation per dice	P _{AD}	120	mW
Derating liner from 25°C per dice	-	0.4	mA / °C
Continuous forward current per dice	I _{AF}	30	mA
Peak current per dice (duty cycle 1/10, 1kHz)	I _{PF}	100	mA
Reverse voltage per dice	V _R	5	V
Operating temperature	T _{OPR}	-25 to +85	°C
Storage temperature	T _{STG}	-25 to +85	°C

ELECTRICAL - OPTICAL CHARACTERISTICS AT Ta=25°C

Characteristic	Symbol	Condition	Min.	Typ.	Max.	Unit
Forward voltage	V _F	I _F =20mA	-	3.0	4.0	V
Reverse current	I _R	V _R =8V	-	-	10	μA
Dominant wavelength	λ _D	I _F =20mA	460	465	470	nm
Luminous intensity	I _v	I _F =20mA	-	40	-	mcd
Spectral radiation bandwidth	Δλ	I _F =20mA	-	30	-	nm



Opto Plus LED Corp.

0.28" Case Mold Type LED Display

OPD-Q2810LB-GW

OPD-Q2811LB-GW

● B: SUPER BRIGHT BLUE (InGaN/GaN) CURVE

Typical Electro-optical Characteristic Curves
(25 °C Free Air Temperature Unless Otherwise Specified)

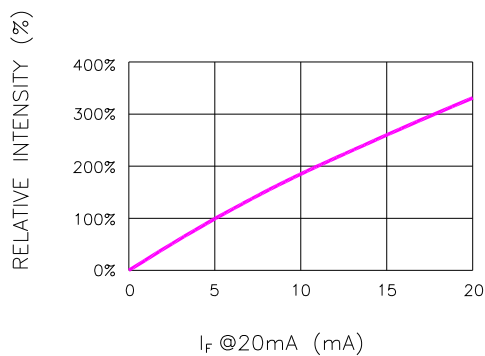


Fig.1 RELATIVE INTENSITY VS. FORWARD CURRENT

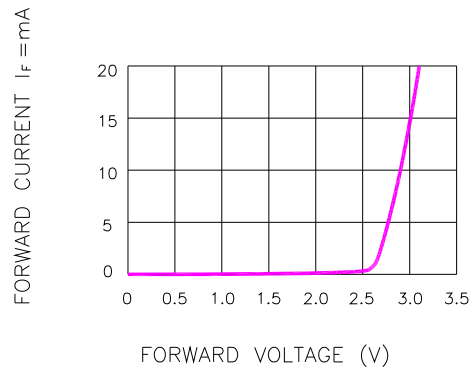


Fig.2 FORWARD CURRENT VS. FORWARD VOLTAGE

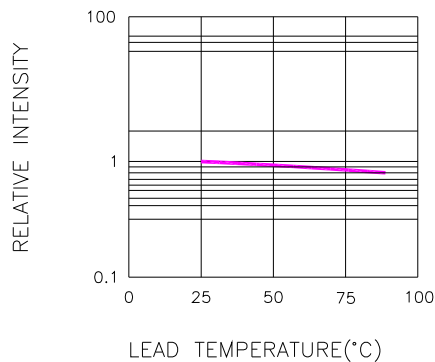


Fig.3 RELATIVE INTENSITY VS. LEAD TEMPERATURE
(PULSED 20 mA; 300us PULSE, 10ms PERIOD)

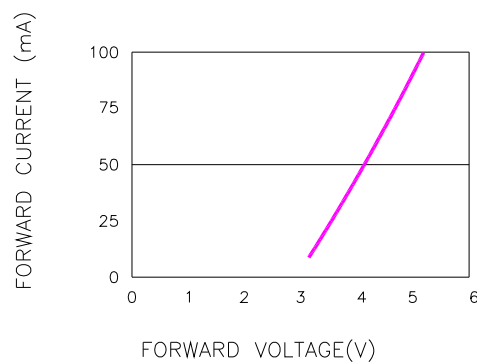


Fig.4 PEAK FORWARD VOLTAGE VS. FORWARD CURRENT
(100us TEST PULSE, 1% DUTY CYCLE)

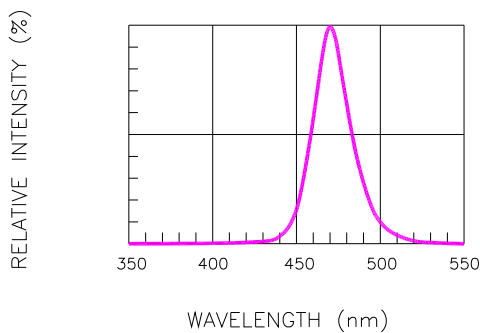


Fig.5 RELATIVE INTENSITY VS. WAVELENGTH

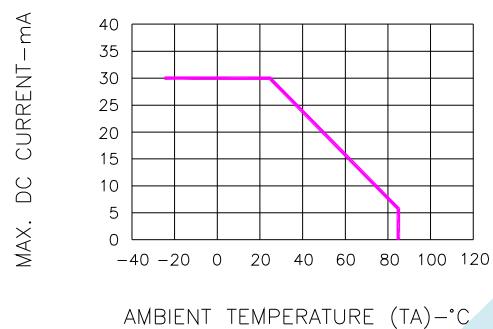
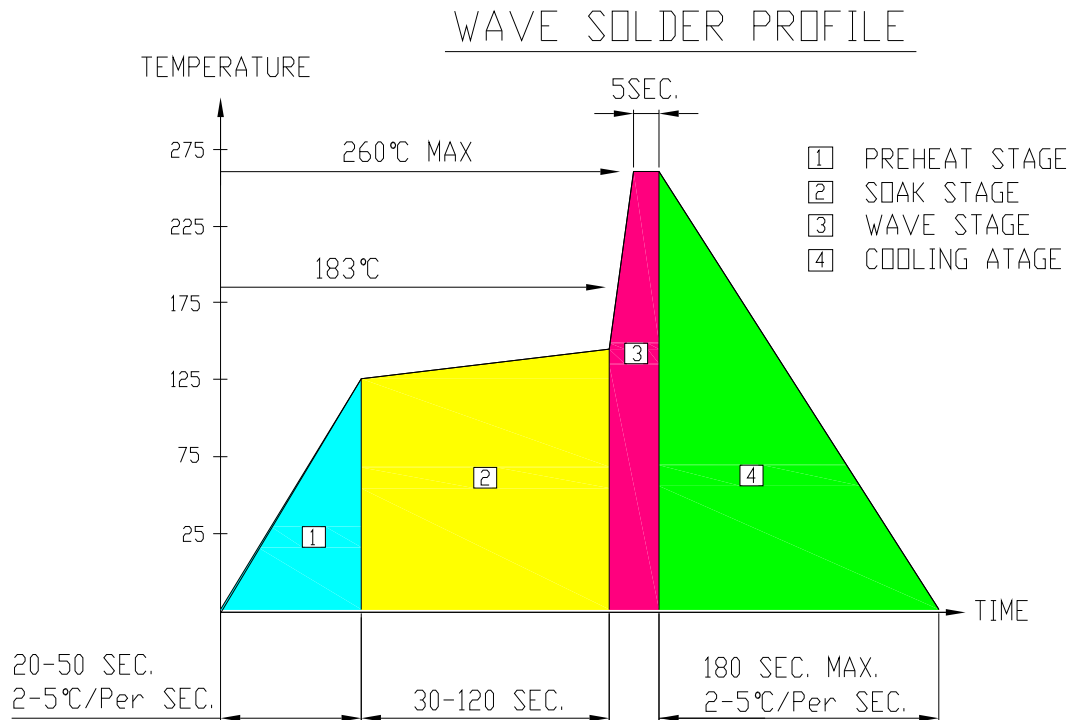


Fig.6 MAX. ALLOWABLE DC CURRENT VS. AMBIENT TEMPERATURE



Opto Plus LED Corp.
0.28" Case Mold Type LED Display
OPD-Q2810LB-GW
OPD-Q2811LB-GW

● **RECOMMEND SOLDERING PROFILE**



● **Note:**

- Recommend pre-heat temperature of 105°C or less (as measured with a thermocouple attached to the LED pins) prior to immersion in the solder wave with a maximum solder bath temperature of 260°C
- Peak wave soldering temperature between 245°C ~ 225°C for 3 sec (5 sec max)
- No more than one wave soldering pass

● **SOLDERING IRON**

Basic spec is ≤ 4 sec when 260°C. If temperature is higher, time should be shorter (+10°C→1 sec). Power dissipation of Iron should be smaller than 15W, and temperature should be controllable. Surface temperature of the device should be under 230°C.

● **REWORK**

Customer must finish rework within ≤ 3 sec under 350°C.
The head of soldering iron cannot touch copper foil.



Opto Plus LED Corp.



0.28" Case Mold Type LED Display

OPD-Q2810LB-GW

OPD-Q2811LB-GW

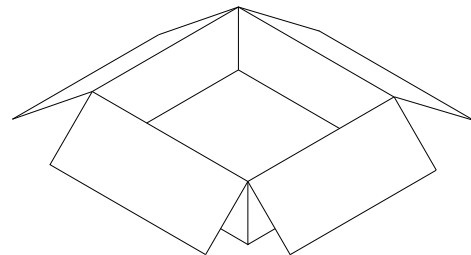
● PACKAGE DIMENSIONS

209PCS(11X19) / 1 Pink ESD Polyform & 1 CARDBOARD



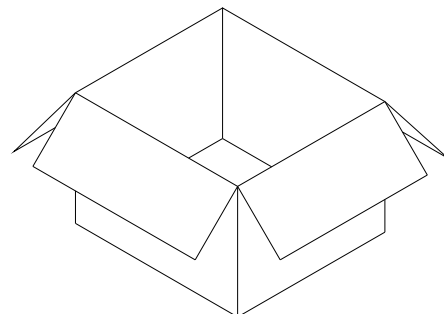
ESD BAG SIZE : 650 x 550 mm

1254 PCS / 6 Pink ESD Polyform / 1 PINK ESD BAG



INNER BOX SIZE : 394 x 370 x 138 mm

1254 PCS / 1 INNER CARTON
2508 PCS / 2 INNER CARTONS / 1 OUTER CARTON



● Note:

LED DISPLAY STANDARD STORED CONDITION

OUTER BOX SIZE : 430 x 390 x 300 mm

Product in the original packaging material state is the recommended storage conditions.

TERATURE CONDITION	HUMIDITY CONDITION
5°C ~ 30°C	Below 60%RH

If the storage conditions do not meet specification standards, the component pins may become oxidized requiring re-plating and re-sorting before use. Suggest customers consume LEDs as soon as possible, and avoid long-term storage of large inventories.