



**Opto Plus LED Corp.**  
**0.5" Case Mold Type LED Display**  
**OPD-D5010SR-BW**  
**OPD-D5011SR-BW**

● **FEATURES**

- 0.5 inch (12.7 mm) Digit Height.
- Low current operation.
- Case mold type.
- Black face, White segment.
- RoHS compliant, Pb Free.

● **DESCRIPTION**

The OPD-D5010SR-BW & OPD-D5011SR-BW is a 0.5 inch (12.7 mm) height dual digits display.

This device utilizes Super Red LED chip which are made from AlGaAs on a transparent GaAs,SH substrate. The display has Black face, White segment.

● **DEVICE**

<b>PART NO</b> Super Red	<b>DESCRIPTION</b>
OPD-D5010SR-BW	Common Anode
OPD-D5011SR-BW	Common Cathode

**RoHS Compliance**



**Pb free.**





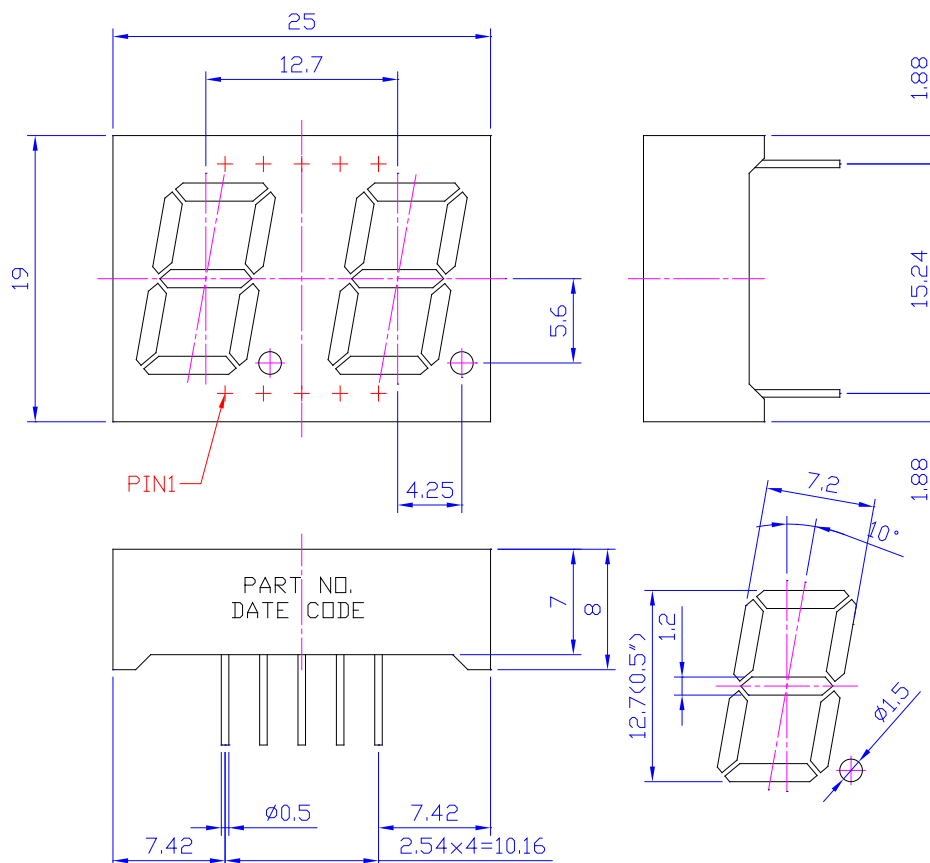
# Opto Plus LED Corp.

## 0.5" Case Mold Type LED Display

### OPD-D5010SR-BW

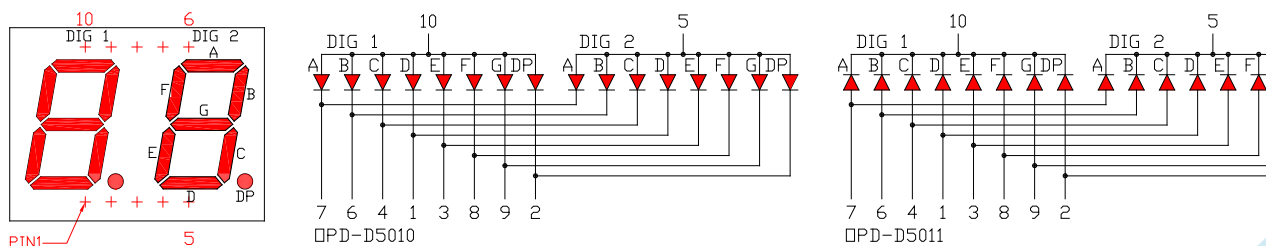
### OPD-D5011SR-BW

## ● MECHANICAL DIMENSIONS



NOTES: All dimensions are in millimeters. Tolerances are  $\pm 0.25$  mm unless otherwise noted.

## ● TYPICAL INTERNAL EQUIVALENT CIRCUIT





**Opto Plus LED Corp.**  
**0.5" Case Mold Type LED Display**  
**OPD-D5010SR-BW**  
**OPD-D5011SR-BW**

● **SR: SUPER RED (AlGaAs/GaAs,SH)**

ABSOLUTE MAXIMUM RATING AT Ta=25°C

Parameter	Symbol	Super Red	Unit
Power dissipation per dice	$P_{AD}$	75	mW
Derating Liner from 25°C per dice	-	0.42	mA/°C
Continuous forward current per dice	$I_{AF}$	30	mA
Peak current per dice (duty cycle 1/10, 1kHz)	$I_{PF}$	200	mA
Reverse voltage per dice	$V_R$	5	V
Operating temperature	$T_{OPR}$	-25 to +85	°C
Storage temperature	$T_{STG}$	-25 to +85	°C

ELECTRICAL - OPTICAL CHARACTERISTICS AT Ta=25°C

Characteristic	Symbol	Condition	Min.	Type	Max.	Unit
Forward voltage	$V_F$	$I_F = 20\text{mA}$	-	1.8	2.6	V
Reverse current	$I_R$	$V_R = 5\text{V}$	-	-	10	$\mu\text{A}$
Peak wavelength	$\lambda_P$	$I_F = 20\text{mA}$	-	655	-	nm
Dominant wavelength	$\lambda_d$	$I_F = 20\text{mA}$	-	644	-	nm
Luminous intensity	$I_V$	$I_F = 20\text{mA}$	-	15	-	mcd
Spectral radiation bandwidth	$\Delta\lambda$	$I_F = 20\text{mA}$	-	20	-	nm



# Opto Plus LED Corp.

## 0.5" Case Mold Type LED Display

### OPD-D5010SR-BW

### OPD-D5011SR-BW

#### ● SR: SUPER RED (AlGaAs/GaAs,SH)

Typical Electro-optical Characteristic Curves  
(25 °C Free Air Temperature Unless Otherwise Specified)

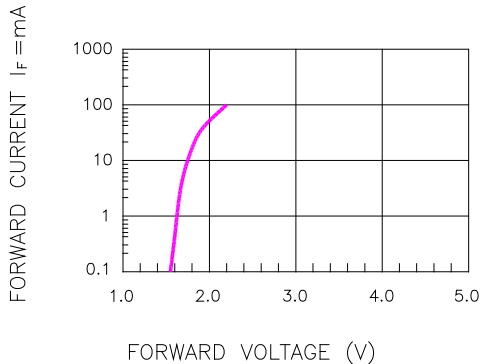


Fig.1 FORWARD CURRENT VS. FORWARD VOLTAGE

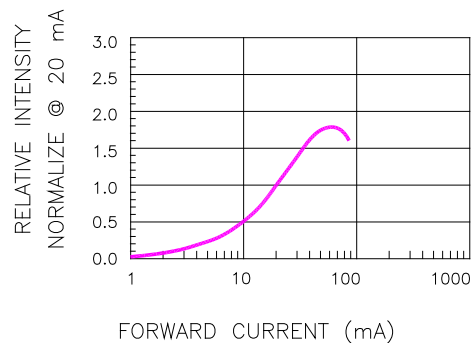


Fig.2 RELATIVE INTENSITY VS. FORWARD CURRENT

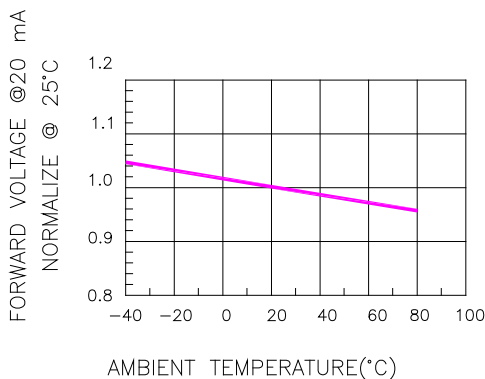


Fig.3 FORWARD VOLTAGE VS. TEMPERATURE

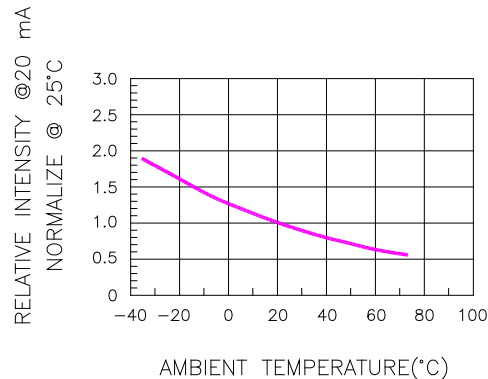


Fig.4 RELATIVE INTENSITY VS. TEMPERATURE

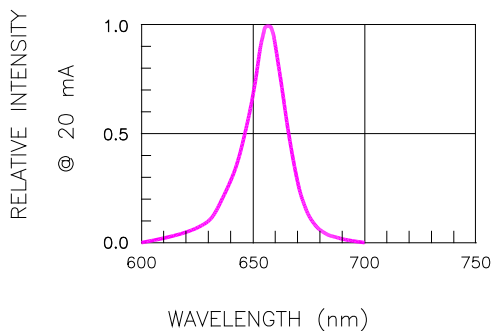


Fig.5 RELATIVE INTENSITY VS. WAVELENGTH

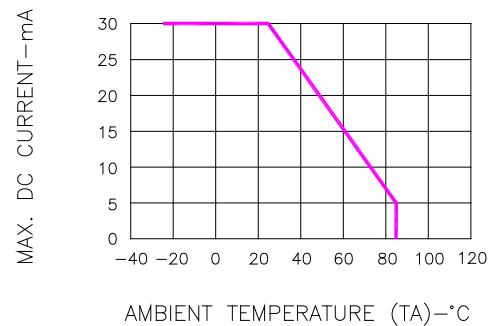
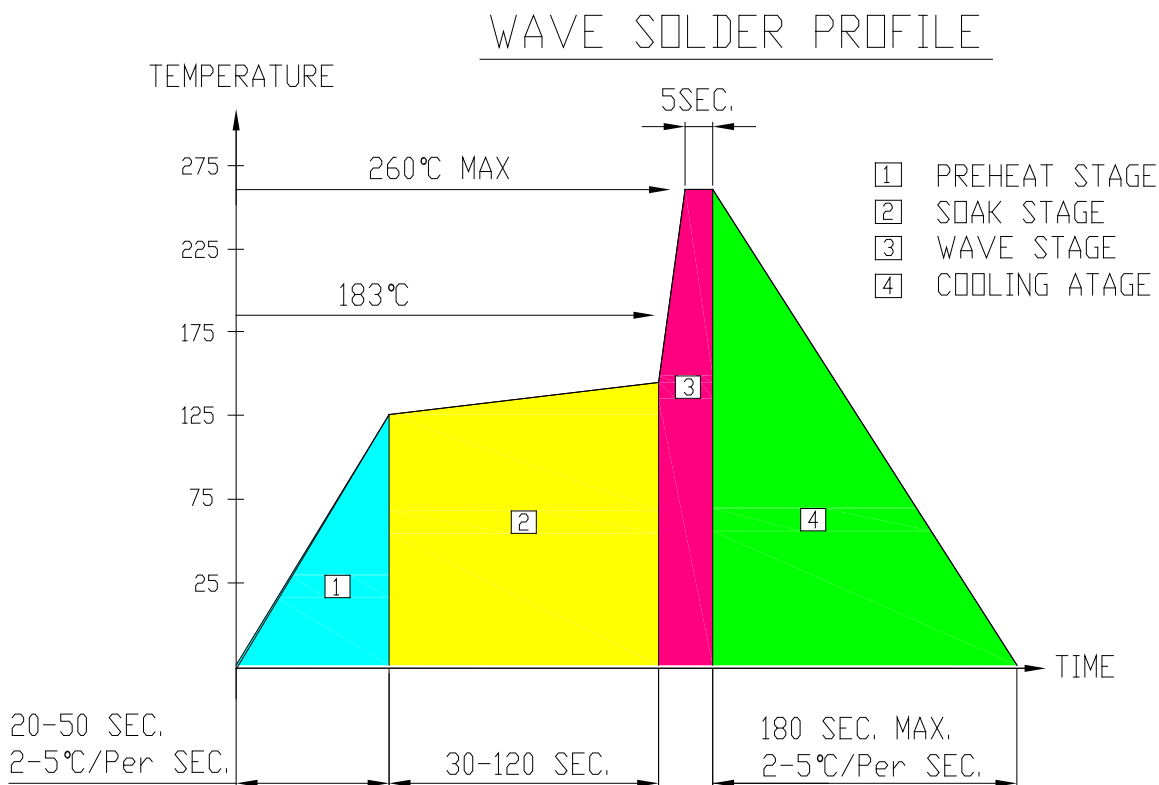


Fig.6 MAX. ALLOWABLE DC CURRENT VS. AMBIENT TEMPERATURE



**Opto Plus LED Corp.**  
**0.5" Case Mold Type LED Display**  
**OPD-D5010SR-BW**  
**OPD-D5011SR-BW**

● **RECOMMEND SOLDERING PROFILE**



● Basic spec is  $\leq 4$  sec when 260°C. If temperature is higher, time should be shorter (+10°C → 1 sec). Power dissipation of Iron should be smaller than 15W, and temperature should be controllable. Surface temperature of the device should be under 230°C.

● **REWORK**

Customer must finish rework within  $\leq 4$  sec under 245°C.