



**Opto Plus LED Corp.**  
**2.23" Case Mold Type LED Display**  
**OPD-AS22010UPG-GW**  
**OPD-AS22011UPG-GW**

● **EDIT HISTORY**

Version A: Sep. 03, 2015  
Preliminary Spec.

Manufacture	Examination	Approving



**Opto Plus LED Corp.**  
**2.23" Case Mold Type LED Display**  
**OPD-AS22010UPG-GW**  
**OPD-AS22011UPG-GW**

● **FEATURES**

- 2.23 inch (56.8 mm) Digit Height.
- Low current operation..
- Case mold type.
- Gray face, White segment.
- RoHS compliant, Pb Free.

● **DESCRIPTION**

The OPD-AS22010UPG-GW & OPD-AS22011UPG-GW is a 2.23 inch (56.8 mm) height alphanumeric display.

This device utilizes Pure Green LED chip which are made from InGaN on a transparent GaN substrate. The display has Gray face and White segment.

● **DEVICE**

<b>PART NO</b> <b>Pure Green</b>	<b>DESCRIPTION</b>
OPD-AS22010UPG-GW	Common Anode
OPD-AS22011UPG-GW	Common Cathode

**RoHS Compliance**



**Pb free.**





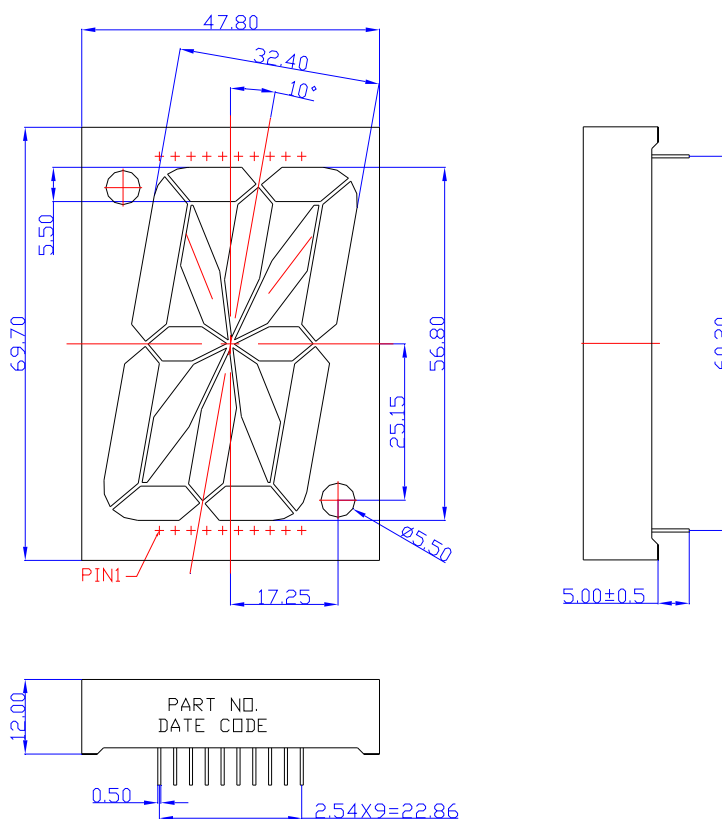
# Opto Plus LED Corp.

## 2.23" Case Mold Type LED Display

### OPD-AS22010UPG-GW

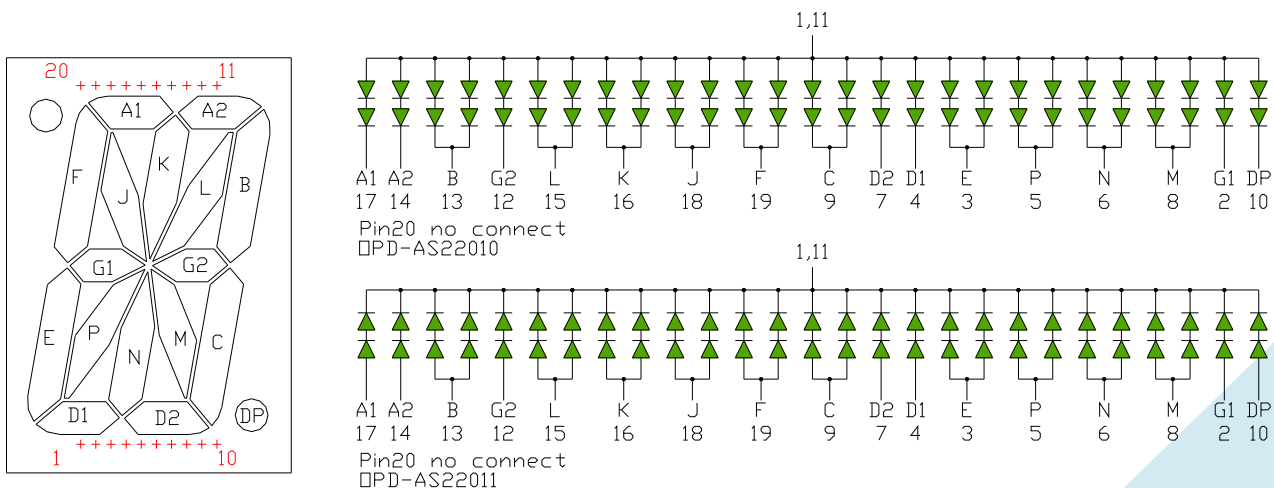
### OPD-AS22011UPG-GW

#### MECHANICAL DIMENSIONS



NOTES: All dimensions are in millimeters. Tolerances are ± 0.25 mm unless otherwise noted.

#### TYPICAL INTERNAL EQUIVALENT CIRCUIT





**Opto Plus LED Corp.**  
**2.23" Case Mold Type LED Display**  
**OPD-AS22010UPG-GW**  
**OPD-AS22011UPG-GW**

● **PG: PURE GREEN (InGaN/GaN)**

ABSOLUTE MAXIMUM RATING AT Ta=25°C

Parameter	Symbol	Pure Green	Unit
Power dissipation per dice	P <sub>AD</sub>	120	mW
Derating liner from 25°C per dice	-	0.4	mA / °C
Continuous forward current per dice	I <sub>AF</sub>	30	mA
Peak current per dice (duty cycle 1/10, 1kHz)	I <sub>PF</sub>	120	mA
Reverse voltage per dice	V <sub>R</sub>	5	V
Operating temperature	T <sub>OPR</sub>	-25 to +85	°C
Storage temperature	T <sub>STG</sub>	-25 to +85	°C

ELECTRICAL - OPTICAL CHARACTERISTICS AT Ta=25°C

Characteristic	Symbol	Condition	Min.	Typ.	Max.	Unit
Forward voltage	V <sub>F</sub>	I <sub>F</sub> =20mA	-	6.0	8.0	V
Reverse current	I <sub>R</sub>	V <sub>R</sub> =8V	-	-	10	μA
Dominant wavelength	λ <sub>D</sub>	I <sub>F</sub> =20mA	500	525	535	nm
Luminous intensity	I <sub>v</sub>	I <sub>F</sub> =20mA	-	600	-	mcd
Spectral radiation bandwidth	Δλ	I <sub>F</sub> =20mA	-	30	-	nm



# Opto Plus LED Corp.

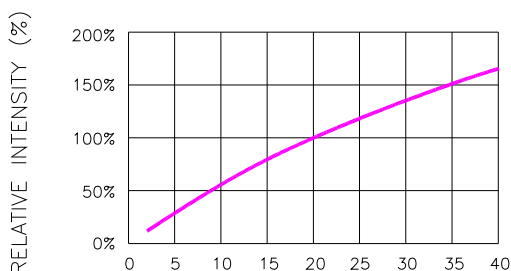
## 2.23" Case Mold Type LED Display

### OPD-AS22010UPG-GW

### OPD-AS22011UPG-GW

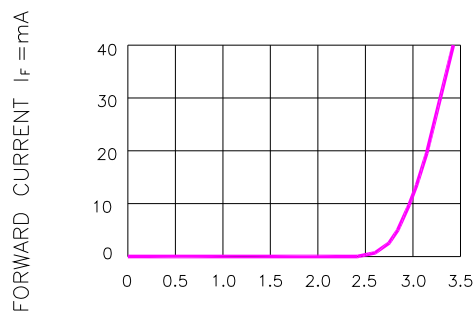
#### ● PG: PURE GREEN (InGaN/GaN) CURVE

#### Typical Electro-optical Characteristic Curves (25 °C Free Air Temperature Unless Otherwise Specified)



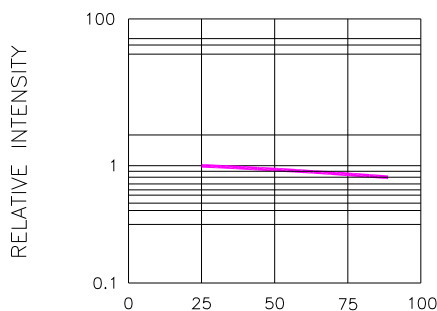
$I_F @ 20\text{mA}$  (mA)

Fig.1 RELATIVE INTENSITY VS. FORWARD CURRENT



FORWARD VOLTAGE (V)

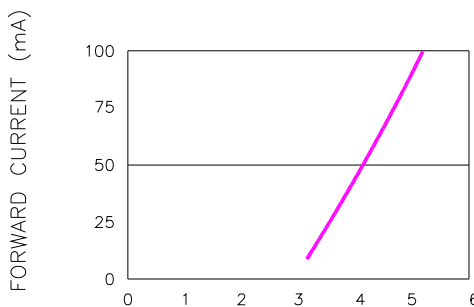
Fig.2 FORWARD CURRENT VS. FORWARD VOLTAGE



LEAD TEMPERATURE(°C)

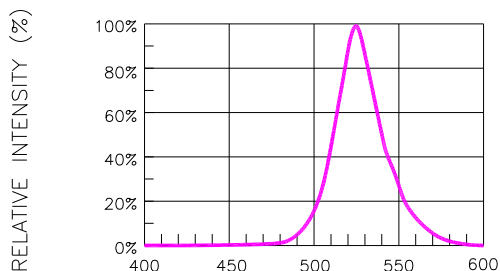
Fig.3 RELATIVE INTENSITY VS. LEAD TEMPERATURE

(PULSED 20 mA; 300us PULSE, 10ms PERIOD)



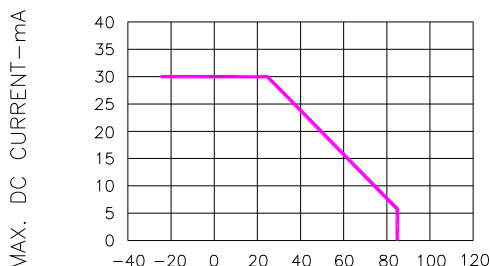
FORWARD VOLTAGE(V)

Fig.4 PEAK FORWARD VOLTAGE VS. FORWARD CURRENT (100us TEST PULSE, 1% DUTY CYCLE)



WAVELENGTH (nm)

Fig.5 RELATIVE INTENSITY VS. WAVELENGTH



AMBIENT TEMPERATURE (TA) - °C


Fig.6 MAX. ALLOWABLE DC CURRENT VS. AMBIENT TEMPERATURE



**Opto Plus LED Corp.**  
**2.23" Case Mold Type LED Display**  
**OPD-AS22010UPG-GW**  
**OPD-AS22011UPG-GW**

● **PACKAGE DIMENSIONS**


28 PCS / 1 Pink ESD Polyform ( 7 X 4 PCS )



5 Pink ESD Polyform / 1 Pink BAG  
 140 PCS / 1 Inner Carton

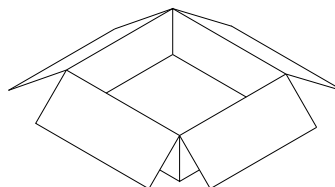


A reference for packing within bag.

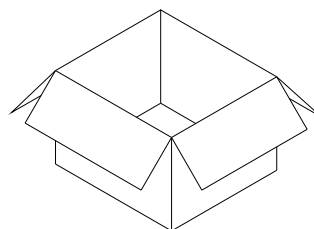


ESD BAG SIZE : 650 x 550 mm

140 PCS / 1 INNER CARTON & 280 PCS / 2 INNER CARTON / 1 OUTER CARTON



INNER BOX SIZE : 394 x 370 x 138 mm



OUTER BOX SIZE : 430 x 390 x 300 mm

● **Note:**

**LED DISPLAY STANDARD STORAGED CONDITION**

Product in the original packaging material state is the recommended storage conditions.

TERATURE CONDITION	HUMIDITY CONDITION
5°C ~ 30°C	Below 60%RH

If the storage conditions do not meet specification standards, the component pins may become oxidized requiring re-plating and re-sorting before use. Suggest customers consume LEDs as soon as possible, and avoid long-term storage of large inventories.